

SUPPLEMENTAL VOTING RESULTS

PJM Members Committee
MC Meeting Date: August 23, 2018

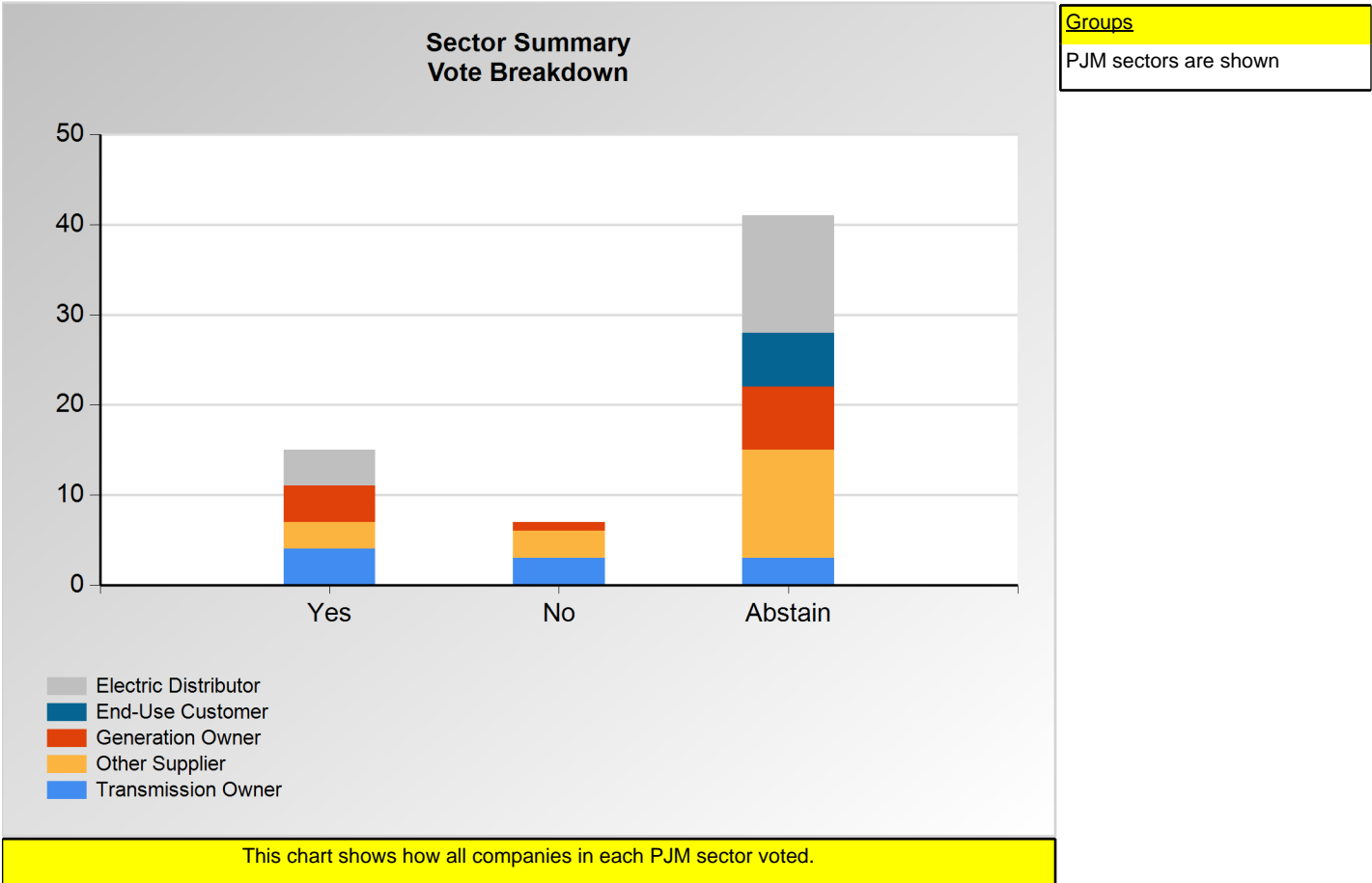
Item: 2a Request to Amend the Agenda for Vote on Opportunity Cost Calculator
(Vote Result: FAILED)

SECTION 1

Charts displayed in this section include various portrayals of how all companies voted at the Members Committee (MC) meeting on this particular issue.

PJM Members Committee
MC Meeting Date: August 23, 2018

Item 2a: Request to Amend the Agenda for Vote on Opportunity Cost Calculator
 (Vote Result: FAILED)



Additional Detail:

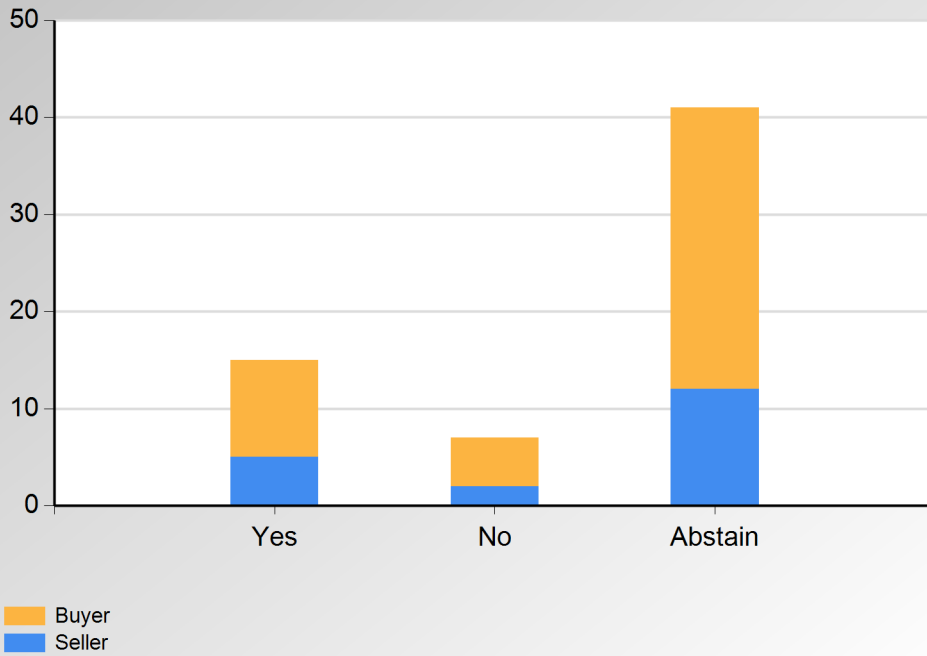
	Eligible	Attended	Did Not Vote	Yes	No	Abstain	Sector Vote In Favor	Sector Weight in Favor
End-Use Customer	22	6	0	0	0	6	0.0 %	0.000
Transmission Owner	14	13	3	4	3	3	57.1 %	0.571
Generation Owner	100	24	12	4	1	7	80.0 %	0.800
Electric Distributor	43	31	14	4	0	13	100.0 %	1.000
Other Supplier	344	64	46	3	3	12	50.0 %	0.500
Total	523	138	75	15	7	41		2.871

*Refer to the Company Designations table "Company Sector" column to see each company's group designation found on this chart.

**PJM Members Committee
MC Meeting Date: August 23, 2018**

Item 2a: Request to Amend the Agenda for Vote on Opportunity Cost Calculator
(Vote Result: FAILED)

**Net Buyer-Seller Position
Vote Breakdown**



**Buyers-Sellers based on
Net Due (\$MM) 12-month
total for 2017**

Seller: < \$0
Buyer: >= \$0

This chart shows how companies as net buyers or sellers voted.
Each company is designated a Buyer or Seller based on
the Net Due amount totaled from the 12 months of PJM bills of the prior year.
Only transactions known by PJM are included.
Therefore, bilateral contracts are excluded.

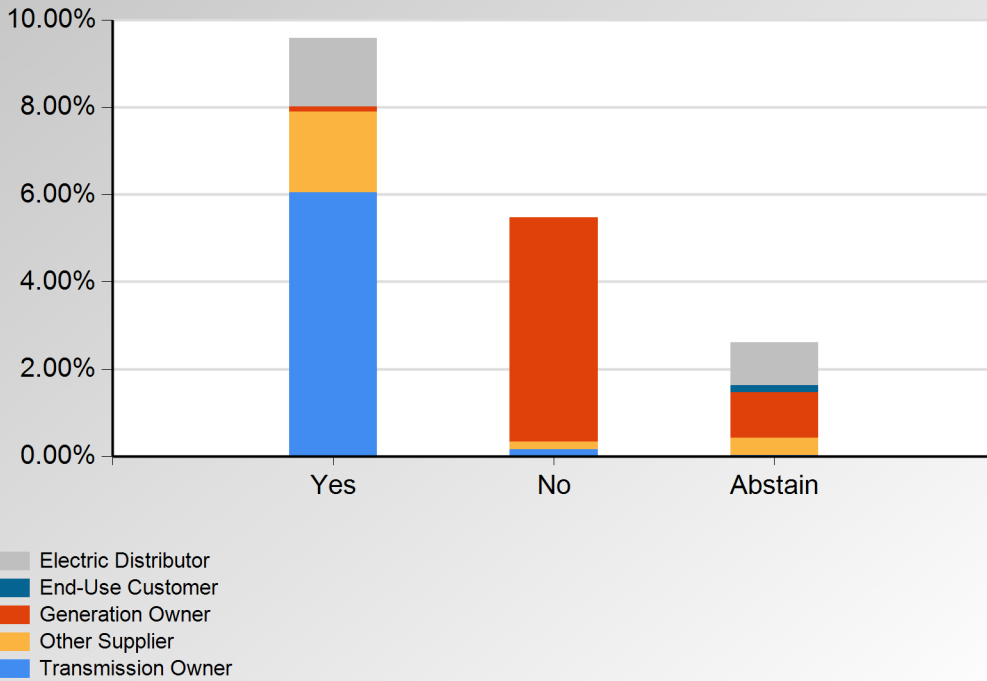
	Yes	No	Abstain
Buyer	10	5	29
Seller	5	2	12

*Refer to the Company Designations table "Buyer-Seller Group" column to see each company's group designation found on this chart.

**PJM Members Committee
MC Meeting Date: August 23, 2018**

Item 2a: Request to Amend the Agenda for Vote on Opportunity Cost Calculator
(Vote Result: FAILED)

**Total of Default Allocation Percentages
per Sector
Vote Breakdown**



Groups
PJM sectors are shown
Default Allocation per Sector as of: January 1, 2014

This chart shows how each sector voted from the perspective of measuring gross activity in PJM-administered, exclusive of bilateral activity. "Gross activity" is determined by totaling the Default Allocation percentage of all companies that voted, per sector, as defined under Operating Agreement paragraph 15.2.4(a).

	Yes	No	Abstain
Electric Distributor	1.580 %	0.000%	0.994 %
End-Use Customer	0.000%	0.000%	0.164 %
Generation Owner	0.115 %	5.148 %	1.043 %
Other Supplier	1.848 %	0.172 %	0.393 %
Transmission Owner	6.051 %	0.158 %	0.024 %

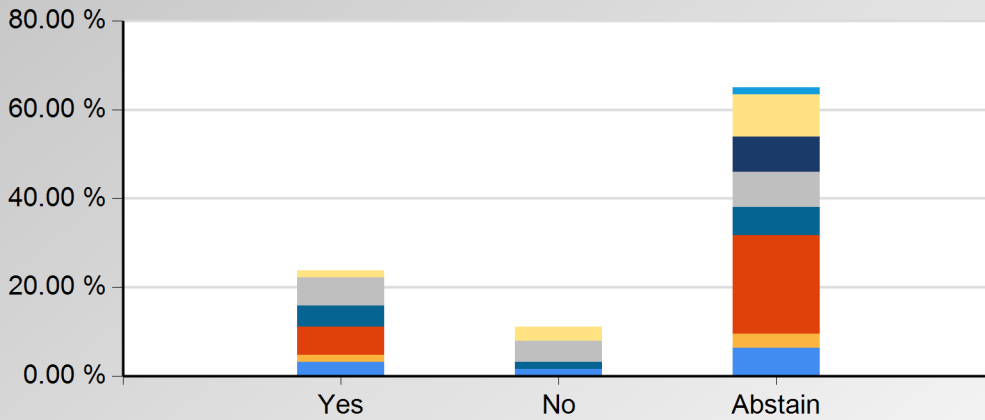
*Refer to the Company Designations table "Company Sector" column to see each company's group designation found on this chart.

**PJM Members Committee
MC Meeting Date: August 23, 2018**

Item 2a: Request to Amend the Agenda for Vote on Opportunity Cost Calculator
(Vote Result: FAILED)

**Percentage of Total Sector-Weighted Vote
per Line of Business in PJM
Percentage Vote Breakdown**

Groups
All lines of business within all sectors.



- Ancillary Service Provider
- Financial Trader
- Industrial Customer
- IOU (inside)
- IPP
- Public Power (inside)
- Retail Marketer
- Wholesale Marketer

This chart shows the percentage of the total sector weighted vote cast by member companies in each line of business.

	Yes	No	Abstain
Ancillary Service Provider	0.00 %	0.00 %	1.01 %
Financial Trader	0.29 %	0.58 %	1.74 %
Industrial Customer	0.00 %	0.00 %	4.13 %
IOU (inside)	28.57 %	21.43 %	3.21 %
IPP	3.03 %	1.01 %	3.31 %
Public Power (inside)	9.30 %	0.00 %	2.88 %
Retail Marketer	0.29 %	0.00 %	0.55 %
Wholesale Marketer	0.45 %	0.29 %	1.16 %

*Refer to the Company Designations table "Line of Business Designation" column to see each company's group designation found on this chart.

SECTION 2

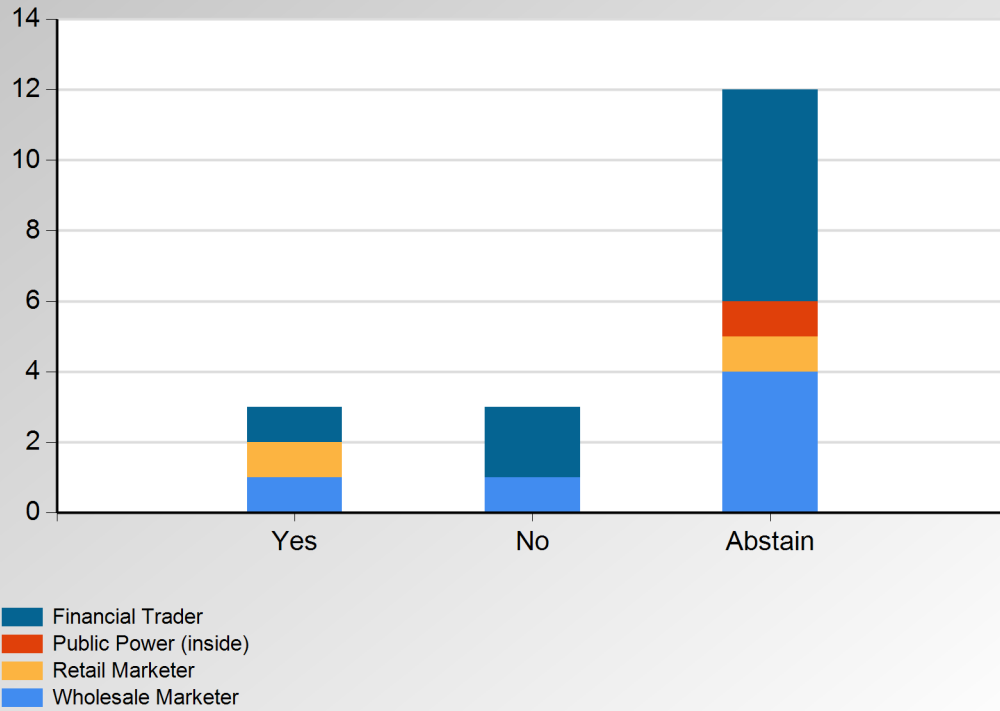
Charts displayed in this section include various portrayals of how various subsets of companies voted at the Members Committee (MC) meeting on this particular issue.

**PJM Members Committee
MC Meeting Date: August 23, 2018**

Item 2a: Request to Amend the Agenda for Vote on Opportunity Cost Calculator
(Vote Result: FAILED)

**Other Supplier Group
Vote Breakdown**

Groups
Lines of business within PJM's Other Supplier sector.



This chart shows how lines of business within the Other Suppliers sector voted.

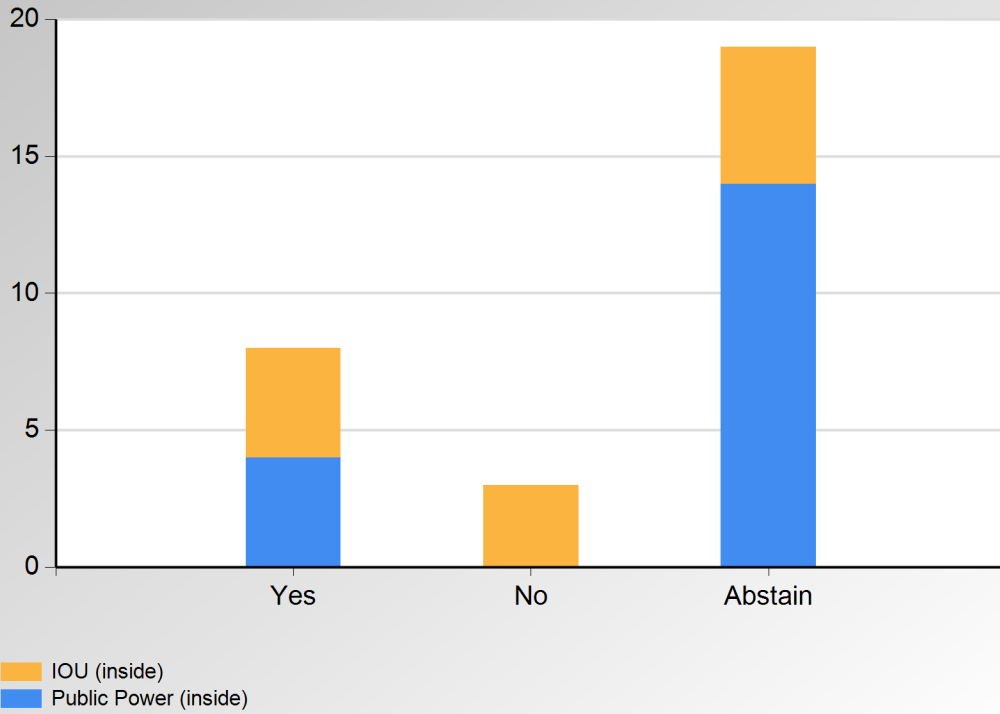
	Yes	No	Abstain
Financial Trader	1	2	6
Public Power (inside)	0	0	1
Retail Marketer	1	0	1
Wholesale Marketer	1	1	4

*Refer to the Company Designations table "Line of Business Designation" column to see each company's group designation found on this chart.

**PJM Members Committee
MC Meeting Date: August 23, 2018**

Item 2a: Request to Amend the Agenda for Vote on Opportunity Cost Calculator
(Vote Result: FAILED)

**Public Power inside PJM vs. IOUs inside PJM
Vote Breakdown**



Groups

IOUs (inside) = Investor-owned utilities inside PJM and others so designated.

Public Power (inside) = Muni's/Co-op's inside PJM and others so designated.

This chart shows how a subset of companies voted.
Public power entities are compared to investor-owned (IOUs) within PJM's footprint.

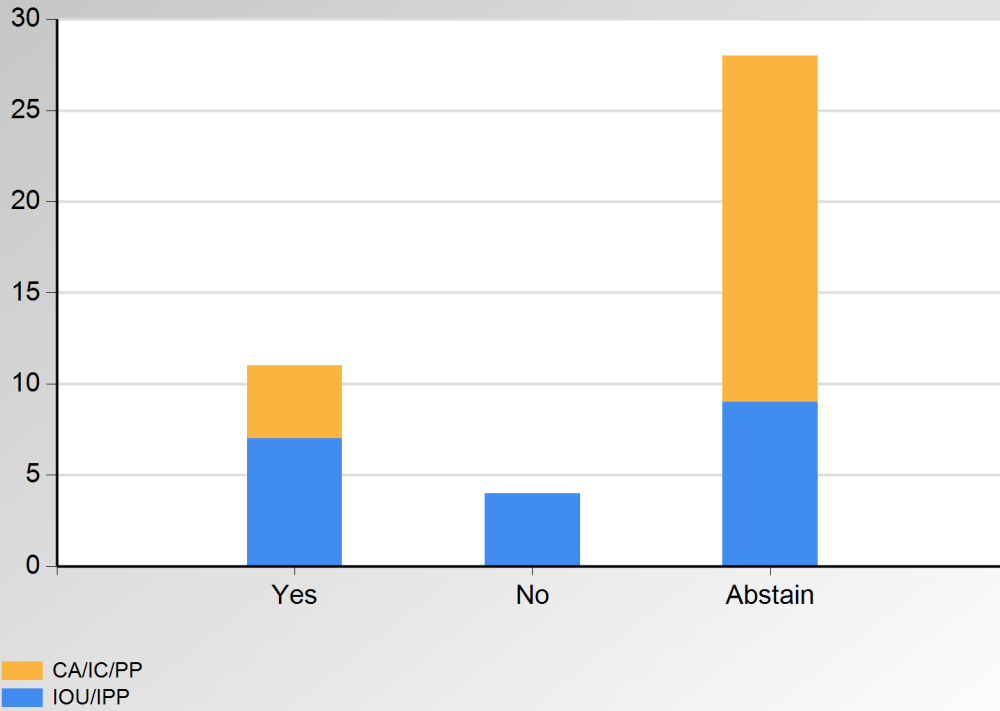
	Yes	No	Abstain
IOU (inside)	4	3	5
Public Power (inside)	4	0	14

*Refer to the Company Designations table "Line of Business Designation" column to see each company's group designation found on this chart.

**PJM Members Committee
MC Meeting Date: August 23, 2018**

Item 2a: Request to Amend the Agenda for Vote on Opportunity Cost Calculator
(Vote Result: FAILED)

**IOU / IPP vs. CA / IC / PP Companies
Vote Breakdown**



Groups
 IOU = Investor-Owned Utilities inside PJM
 IPP = Independent Power Producers
 CA = Consumer Advocates
 IC = Industrial Customers
 PP = Public Power inside PJM

This chart shows how a subset of companies voted.
 Two groups of companies are shown based on their perceived approach to the PJM marketplace.
 IOUs inside PJM and IPPs are grouped together based on their responsibility to shareholders and to load.
 Consumer advocates, industrial customers, and public power companies are grouped together based on their responsibility to load.

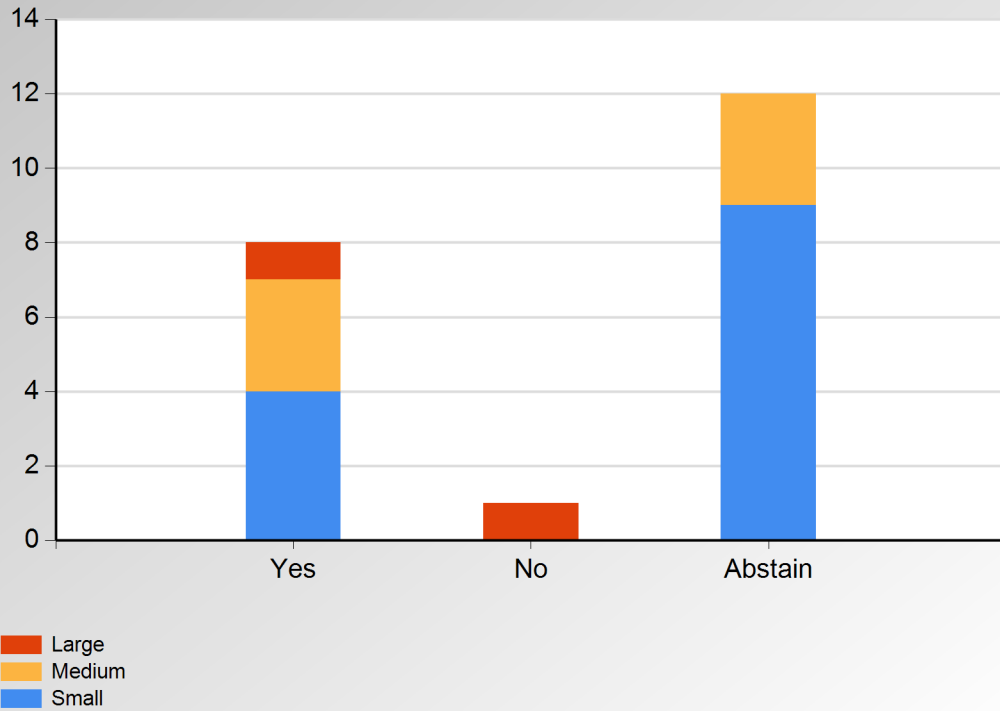
	Yes	No	Abstain
CA/IC/PP	4	0	19
IOU/IPP	7	4	9

*Refer to the Company Designations table "Line of Business Designation" column to see each company's group designation found on this chart.

**PJM Members Committee
MC Meeting Date: August 23, 2018**

Item 2a: Request to Amend the Agenda for Vote on Opportunity Cost Calculator
(Vote Result: FAILED)

**Owners of Generation in PJM's Footprint
Vote Breakdown**



Generation Groupings based on MW Installed Capacity on January 1, 2018
 Small: <500
 Medium: >=500 and <=3,000
 Large: >3,000

This chart shows how companies owning generation in PJM's footprint (excluding Behind the Meter generation) voted. Each company is categorized as Small, Medium, or Large based on a snapshot of MW of capacity installed as of January 1 of the year the vote was taken.

	Yes	No	Abstain
Large	1	1	0
Medium	3	0	3
Small	4	0	9

*Refer to the Company Designations table "Generation Group" column to see each company's group designation found on this chart.

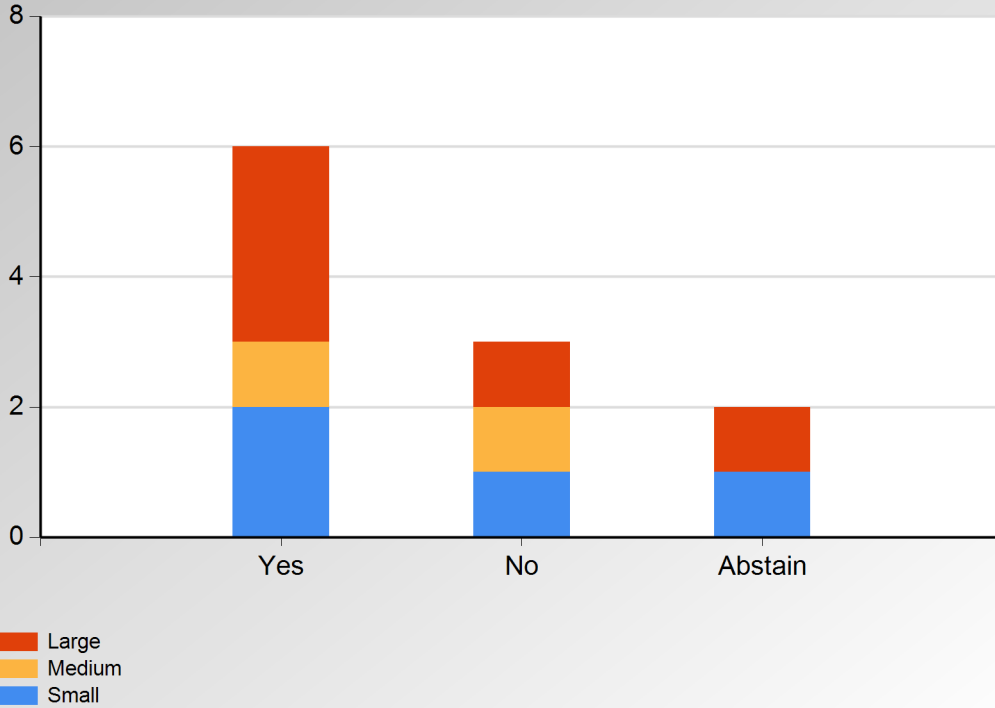
**PJM Members Committee
MC Meeting Date: August 23, 2018**

Item 2a: Request to Amend the Agenda for Vote on Opportunity Cost Calculator
(Vote Result: FAILED)

**Owners of Transmission in PJM's Footprint
Vote Breakdown**

Groups based on
Revenue Reqs (\$MM)
on January 1, 2018

Small: <50
Medium: >=50 and <=150
Large: >150



This chart shows how companies owning transmission in PJM's footprint voted. Each company is categorized as Small, Medium, or Large based on a snapshot of Revenue Requirements amount as of January 1 the year the vote was taken.

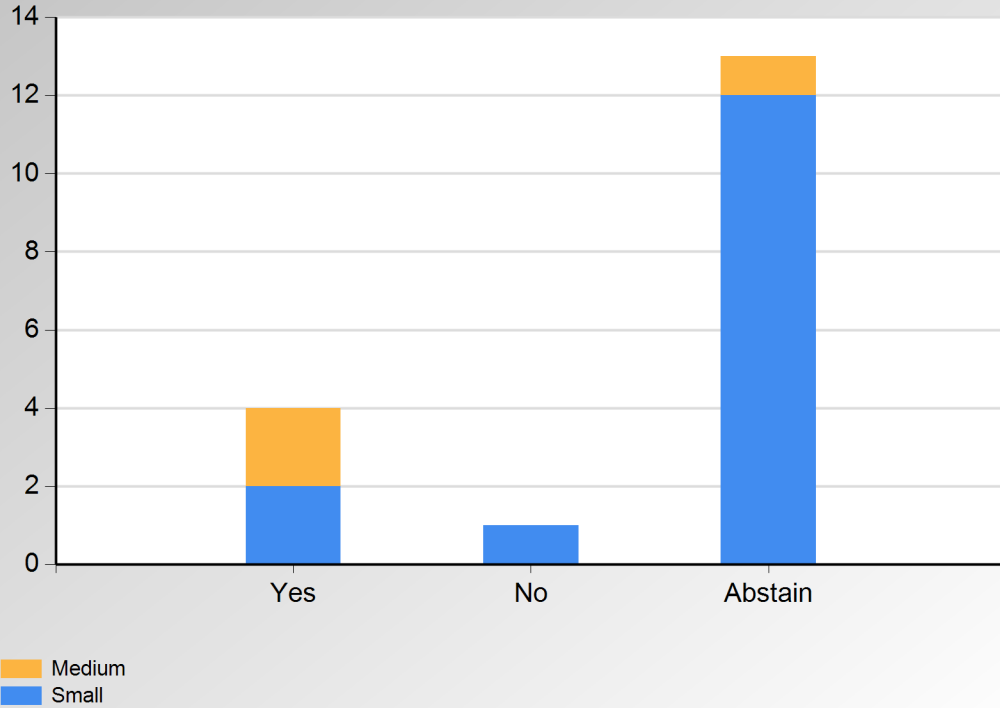
	Yes	No	Abstain
Large	3	1	1
Medium	1	1	0
Small	2	1	1

*Refer to the Company Designations table "Transmission Group" column to see each company's group designation found on this chart.

**PJM Members Committee
MC Meeting Date: August 23, 2018**

Item 2a: Request to Amend the Agenda for Vote on Opportunity Cost Calculator
(Vote Result: FAILED)

**Companies Serving Load within PJM
Vote Breakdown**



Groups based on
Avg Real-Time
Metered Load (MW)
over all the hours of the year
2017

Small: <1,000
Medium: >=1,000 and <=5,000
Large: >5,000

This chart shows how companies serving metered load voted. Each company is categorized as Small, Medium, or Large based on the average real-time metered load served over all hours of the year prior to the year the vote was taken.

	Yes	No	Abstain
Medium	2	0	1
Small	2	1	12

*Refer to the Company Designations table "Load Server Group" column to see each company's group designation found on this chart.

SECTION 3

The table reports displayed in this section provide important detail supporting the charts in the previous sections.

**PJM Members Committee
MC Meeting Date: August 23, 2018**

Item 2a: Request to Amend the Agenda for Vote on Opportunity Cost Calculator
(Vote Result: FAILED)

SECTOR DETAIL VOTE BREAKDOWN

End-Use Customer			
Yes	No	Abstain	Sector Vote In Favor
0	0	6	NaN
		Air Products & Chemicals, Inc.	
		ArcelorMittal USA LLC	
		Lehigh Portland Cement Company	
		Linde, LLC	
		MeadWestvaco Corporation	
		Praxair, Inc.	
Transmission Owner			
Yes	No	Abstain	Sector Vote In Favor
4	3	3	57.1 %
American Transmission Systems, Inc.	Duquesne Light Company	Duke Energy Business Services LLC	
Appalachian Power Company	Exelon Business Services Company, LLC	Essential Power Rock Springs, LLC	
East Kentucky Power Cooperative, Inc.	Rockland Electric Company	Virginia Electric & Power Company	
Public Service Electric & Gas Company			
Generation Owner			
Yes	No	Abstain	Sector Vote In Favor
4	1	7	80.0 %
Grays Ferry Cogeneration Partnership	Talen Energy Marketing, LLC	Eastern Generation, LLC	
PPGI Fund A/B Development, LLC.		Elwood Energy, LLC	
Riverside Generating, LLC		Indiana Municipal Power Agency	
West Deptford Energy, LLC		Kimberly-Clark Corporation	
		NRG Power Marketing, LLC	
		Procter & Gamble Paper Products Company (The)	
		Wheelabrator Frackville Energy Co., Inc.	
Electric Distributor			
Yes	No	Abstain	Sector Vote In Favor
4	0	13	100.0 %
American Municipal Power, Inc.		Allegheny Electric Cooperative, Inc.	
Old Dominion Electric Cooperative		Borough of Chambersburg	

Electric Distributor			
Yes	No	Abstain	Sector Vote In Favor
4	0	13	100.0 %
Southern Maryland Electric Cooperative, Inc.		Buckeye Power, Inc.	
Wabash Valley Power Association, Inc.		City of Dover, Delaware	
		Delaware Municipal Electric Corporation, Inc.	
		Easton Utilities Commission	
		Hagerstown Light Department	
		Illinois Municipal Electric Agency	
		Letterkenny Industrial Development Authority - PA	
		North Carolina Electric Membership Corporation	
		Northern Virginia Electric Cooperative (NOVEC)	
		Town of Williamsport (The)	
		Wellsboro Electric Company	
Other Supplier			
Yes	No	Abstain	Sector Vote In Favor
3	3	12	50.0 %
Brookfield Energy Marketing LP	Citigroup Energy, Inc.	BioUrja Power, LLC	
Direct Energy Business, LLC	DC Energy, LLC	Energy Cooperative Association of Pennsylvania (The)	
Elliott Bay Energy Trading, LLC	Rainbow Energy Marketing Corporation	Forest Investment Group, LLC	
		Gerdau Ameristeel Energy, Inc.	
		H.Q. Energy Services (U.S.), Inc.	
		Industrial Energy Users-Ohio	
		Madison Gas & Electric Co.	
		Manatee Transmission LLC	
		New York Power Authority	
		Suffolk Fund LLC	
		Vitol Inc.	
		WPPI Energy	

**PJM Members Committee
MC Meeting Date: August 23, 2018**

Item 2a: Request to Amend the Agenda for Vote on Opportunity Cost Calculator
(Vote Result: FAILED)

COMPANY DESIGNATIONS (Sorted by Sector then by Company Name)

Vote	Company Name (in PJM CRM system)	Company Sector (in PJM CRM System)	Company Line of Business (In PJM CRM system)	Buyer-Seller Group	Generation Group	Transmission Group	Load Server Group	Line of Business Designation
Abstain	Allegheny Electric Cooperative, Inc.	Electric Distributor	Transmission Owner	Buyer	Small	Small	Small	IOU (inside)
Yes	American Municipal Power, Inc.	Electric Distributor	Muni/Co-op	Buyer	Zero	Zero	Zero	Public Power (inside)
Abstain	Borough of Chambersburg	Electric Distributor	Muni/Co-op	Buyer	Small	Zero	Small	Public Power (inside)
Abstain	Buckeye Power, Inc.	Electric Distributor	Muni/Co-op	Seller	Medium	Zero	Medium	Public Power (inside)
Abstain	City of Dover, Delaware	Electric Distributor	Muni/Co-op	Buyer	Small	Zero	Small	Public Power (inside)
Abstain	Delaware Municipal Electric Corporation, Inc.	Electric Distributor	Muni/Co-op	Buyer	Small	Zero	Small	Public Power (inside)
Abstain	Easton Utilities Commission	Electric Distributor	Muni/Co-op	Buyer	Small	Zero	Small	Public Power (inside)
Abstain	Hagerstown Light Department	Electric Distributor	Muni/Co-op	Buyer	Zero	Zero	Zero	Public Power (inside)
Abstain	Illinois Municipal Electric Agency	Electric Distributor	Muni/Co-op	Buyer	Medium	Zero	Small	Public Power (inside)
Abstain	Letterkenny Industrial Development Authority - PA	Electric Distributor	Muni/Co-op	Buyer	Zero	Zero	Small	Public Power (inside)
Abstain	North Carolina Electric Membership Corporation	Electric Distributor	Muni/Co-op	Seller	Small	Zero	Small	Public Power (inside)
Abstain	Northern Virginia Electric Cooperative (NOVEC)	Electric Distributor	Muni/Co-op	Buyer	Zero	Zero	Small	Public Power (inside)
Yes	Old Dominion Electric Cooperative	Electric Distributor	Muni/Co-op	Buyer	Medium	Small	Small	Public Power (inside)
Yes	Southern Maryland Electric Cooperative, Inc.	Electric Distributor	Muni/Co-op	Buyer	Small	Small	Small	Public Power (inside)
Abstain	Town of Williamsport (The)	Electric Distributor	Muni/Co-op	Buyer	Zero	Zero	Zero	Public Power (inside)
Yes	Wabash Valley Power Association, Inc.	Electric Distributor	Muni/Co-op	Buyer	Small	Zero	Zero	Public Power (inside)
Abstain	Wellsboro Electric Company	Electric Distributor	Muni/Co-op	Buyer	Zero	Zero	Small	Public Power (inside)
Abstain	Air Products & Chemicals, Inc.	End-Use Customer	Industrial	Buyer	Zero	Zero	Zero	Industrial Customer
Abstain	ArcelorMittal USA LLC	End-Use Customer	Load Serving Entity	Buyer	Zero	Zero	Small	Retail Marketer
Abstain	Lehigh Portland Cement Company	End-Use Customer	Industrial	Buyer	Zero	Zero	Zero	Industrial Customer
Abstain	Linde, LLC	End-Use Customer	Industrial	Seller	Zero	Zero	Zero	Industrial Customer
Abstain	MeadWestvaco Corporation	End-Use Customer	Generation	Buyer	Zero	Zero	Zero	IPP
Abstain	Praxair, Inc.	End-Use Customer	Industrial	Seller	Zero	Zero	Zero	Industrial Customer

Vote	Company Name (in PJM CRM system)	Company Sector (in PJM CRM System)	Company Line of Business (In PJM CRM system)	Buyer-Seller Group	Generation Group	Transmission Group	Load Server Group	Line of Business Designation
Abstain	Eastern Generation, LLC	Generation Owner	Generation Owner/Ancillary Service Provider	Buyer	Zero	Zero	Zero	Ancillary Service Provider
Abstain	Elwood Energy, LLC	Generation Owner	Transmission Owner	Seller	Zero	Zero	Zero	IOU (inside)
Yes	Grays Ferry Cogeneration Partnership	Generation Owner	Generation	Seller	Small	Zero	Zero	IPP
Abstain	Indiana Municipal Power Agency	Generation Owner	Muni/Co-op	Buyer	Small	Zero	Small	Public Power (inside)
Abstain	Kimberly-Clark Corporation	Generation Owner	Generation	Seller	Small	Zero	Zero	IPP
Abstain	NRG Power Marketing, LLC	Generation Owner	Generation	Seller	Medium	Zero	Zero	IPP
Yes	PPGI Fund A/B Development, LLC.	Generation Owner	Generation	Buyer	Zero	Zero	Zero	IPP
Abstain	Procter & Gamble Paper Products Company (The)	Generation Owner	Industrial	Buyer	Zero	Zero	Zero	Industrial Customer
Yes	Riverside Generating, LLC	Generation Owner	Power Marketer	Seller	Zero	Zero	Zero	Wholesale Marketer
No	Talen Energy Marketing, LLC	Generation Owner	Generation	Seller	Large	Large	Zero	IPP
Yes	West Deptford Energy, LLC	Generation Owner	Generation	Seller	Medium	Zero	Zero	IPP
Abstain	Wheelabrator Frackville Energy Co., Inc.	Generation Owner	Generation	Seller	Small	Zero	Zero	IPP
Abstain	BioUrja Power, LLC	Other Supplier	Financial Trader	Buyer	Zero	Zero	Zero	Financial Trader
Yes	Brookfield Energy Marketing LP	Other Supplier	Power Marketer	Seller	Small	Zero	Zero	Wholesale Marketer
No	Citigroup Energy, Inc.	Other Supplier	Financial Trader	Buyer	Zero	Zero	Zero	Financial Trader
No	DC Energy, LLC	Other Supplier	Financial Trader	Buyer	Zero	Zero	Zero	Financial Trader
Yes	Direct Energy Business, LLC	Other Supplier	Load Serving Entity	Buyer	Zero	Zero	Medium	Retail Marketer
Yes	Elliott Bay Energy Trading, LLC	Other Supplier	Financial Trader	Seller	Zero	Zero	Zero	Financial Trader
Abstain	Energy Cooperative Association of Pennsylvania (The)	Other Supplier	Muni/Co-op	Buyer	Zero	Zero	Zero	Public Power (inside)
Abstain	Forest Investment Group, LLC	Other Supplier	Financial Trader	Seller	Zero	Zero	Zero	Financial Trader
Abstain	Gerdau Ameristeel Energy, Inc.	Other Supplier	Financial Trader	Buyer	Zero	Zero	Zero	Financial Trader
Abstain	H.Q. Energy Services (U.S.), Inc.	Other Supplier	Power Marketer	Seller	Zero	Zero	Zero	Wholesale Marketer
Abstain	Industrial Energy Users-Ohio	Other Supplier	Load Serving Entity	Seller	Zero	Zero	Zero	Retail Marketer
Abstain	Madison Gas & Electric Co.	Other Supplier	Power Marketer	Buyer	Zero	Zero	Zero	Wholesale Marketer
Abstain	Manatee Transmission LLC	Other Supplier	Financial Trader	Buyer	Zero	Zero	Zero	Financial Trader
Abstain	New York Power Authority	Other Supplier	Financial Trader	Buyer	Zero	Zero	Zero	Financial Trader
No	Rainbow Energy Marketing Corporation	Other Supplier	Power Marketer	Buyer	Zero	Zero	Zero	Wholesale Marketer
Abstain	Suffolk Fund LLC	Other Supplier	Financial Trader	Buyer	Zero	Zero	Zero	Financial Trader

Vote	Company Name (in PJM CRM system)	Company Sector (in PJM CRM System)	Company Line of Business (In PJM CRM system)	Buyer-Seller Group	Generation Group	Transmission Group	Load Server Group	Line of Business Designation
Abstain	Vitol Inc.	Other Supplier	Power Marketer	Buyer	Zero	Zero	Zero	Wholesale Marketer
Abstain	WPPI Energy	Other Supplier	Power Marketer	Buyer	Zero	Zero	Zero	Wholesale Marketer
Yes	American Transmission Systems, Inc.	Transmission Owner	Transmission Owner	Buyer	Zero	Large	Zero	IOU (inside)
Yes	Appalachian Power Company	Transmission Owner	Transmission Owner	Buyer	Large	Large	Zero	IOU (inside)
Abstain	Duke Energy Business Services LLC	Transmission Owner	Transmission Owner	Buyer	Zero	Zero	Zero	IOU (inside)
No	Duquesne Light Company	Transmission Owner	Transmission Owner	Seller	Zero	Medium	Small	IOU (inside)
Yes	East Kentucky Power Cooperative, Inc.	Transmission Owner	Transmission Owner	Buyer	Medium	Medium	Medium	IOU (inside)
Abstain	Essential Power Rock Springs, LLC	Transmission Owner	Transmission Owner	Seller	Zero	Zero	Zero	IOU (inside)
No	Exelon Business Services Company, LLC	Transmission Owner	Transmission Owner	Buyer	Zero	Zero	Zero	IOU (inside)
Yes	Public Service Electric & Gas Company	Transmission Owner	Transmission Owner	Buyer	Zero	Large	Zero	IOU (inside)
No	Rockland Electric Company	Transmission Owner	Transmission Owner	Buyer	Zero	Small	Zero	IOU (inside)
Abstain	Virginia Electric & Power Company	Transmission Owner	Transmission Owner	Buyer	Zero	Large	Zero	IOU (inside)