



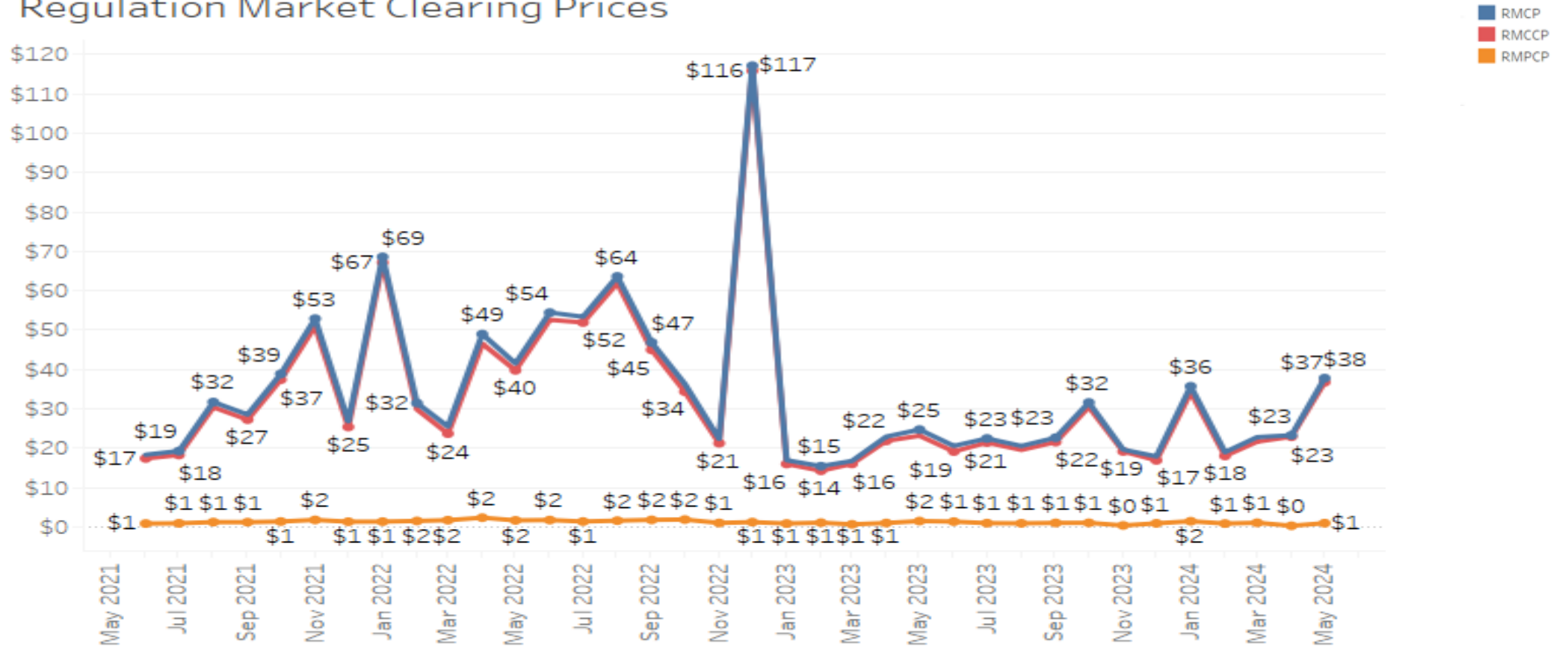
# Regulation Performance Update

Ilyana Dropkin, Sr. Engineer  
Performance Compliance  
Operating Committee  
June 6, 2024



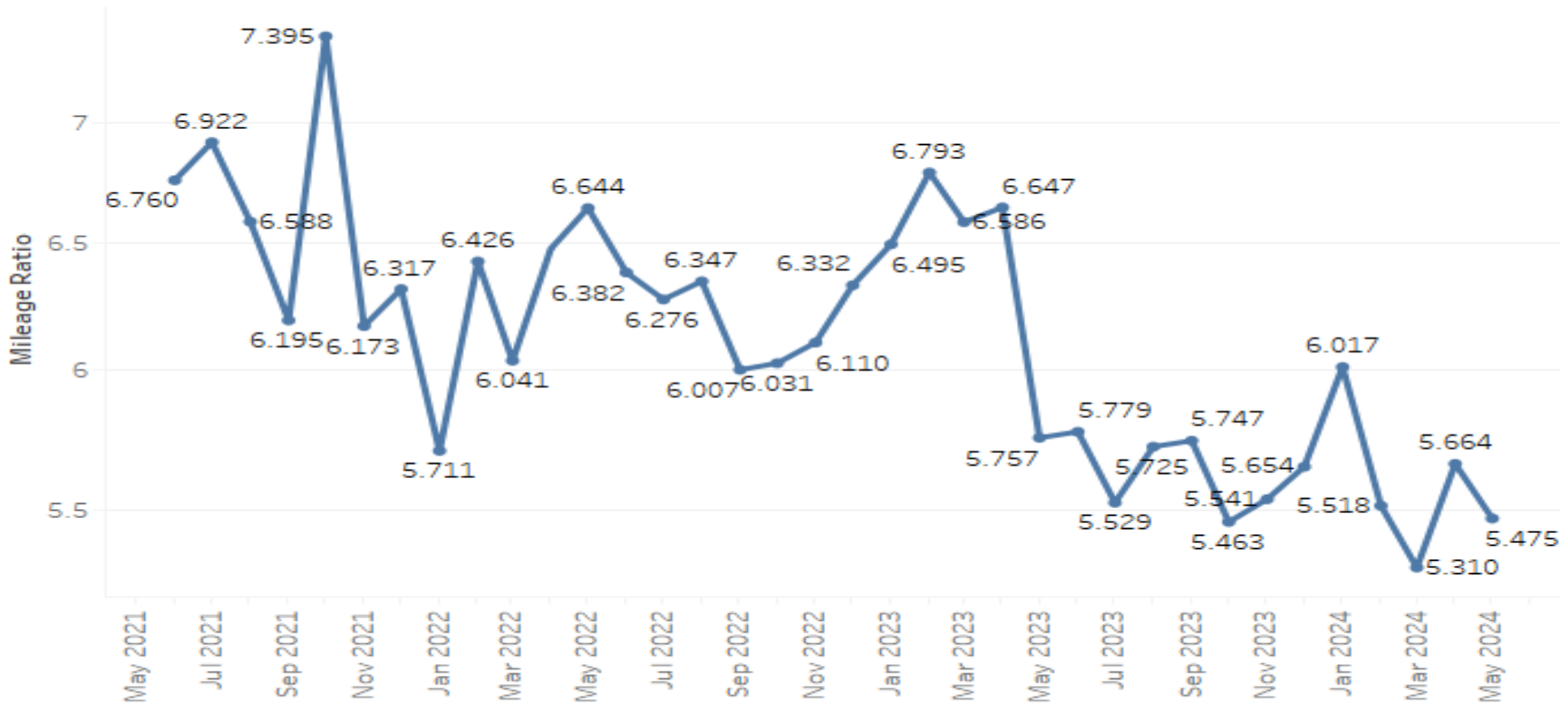
# Average Regulation Market Clearing Prices Per Month

Regulation Market Clearing Prices



\*Data through 5/29/2024

Average Mileage Ratio Per Month

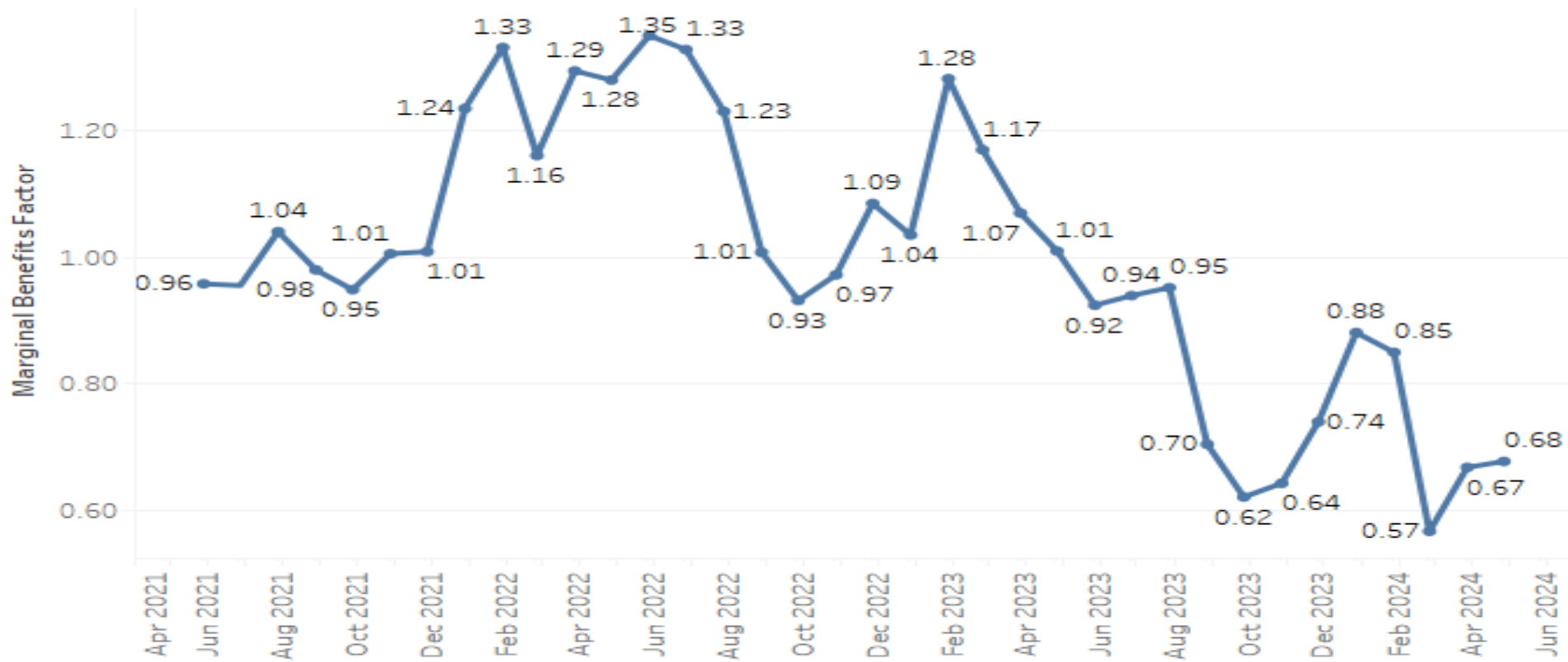


\*Data through 5/29/2024



# Average Marginal Benefits Factor Per Month

## Monthly Average Marginal Benefits Factor



\*Data through 5/29/2024

Season	Dates	Off-Ramp	On-Ramp	Effective MW Requirement
Winter	Dec 1 – Feb 29	HE1 – HE4, HE10 – HE16	HE5 – HE9, HE17 – HE24	Non-Ramp = 525MW Ramp = 800MW
Spring	Mar 1 – May 31	HE1 – HE5 HE9 – HE17	HE6 – HE8 HE18- HE24	Non-Ramp = 525MW Ramp = 800MW
<b>Summer</b>	<b>Jun 1 - Aug 31</b>	<b>HE1 – HE5 HE15 – HE18</b>	<b>HE6 – HE14 HE19- HE24</b>	<b>Non-Ramp = 525MW Ramp = 800MW</b>
Fall	Sep 1– Nov 30	HE1 – HE5 HE9 – HE17	HE6 – HE8 HE18- HE24	Non-Ramp = 525MW Ramp = 800MW



# Regulation A Performance

MW	Steam	Hydro	CT	DSR
<b>Regulation A</b>				
Avg. Performance Score (5/2023)	80%	88%	88%	80%
Avg. Performance Score (8/2023)	79%	90%	88%	80%
Avg. Performance Score (11/2023)	79%	90%	88%	80%
Avg. Performance Score (2/2024)	80%	92%	89%	80%
Avg. Performance Score (5/2024)	79%	91%	89%	84%
<b>Regulation A Qualified MW (5/2024)</b>	5230.5	895	1949.4	3.3

\*Data through 5/27/24



# Regulation D Performance

MW	Hydro	CT	Energy Storage	DSR
<b>Regulation D</b>				
Avg. Performance Score (5/2023)	78%	81%	91%	85%
Avg. Performance Score (8/2023)	78%	83%	91%	86%
Avg. Performance Score (11/2023)	78%	83%	92%	85%
Avg. Performance Score (2/2024)	78%	83%	92%	85%
Avg. Performance Score (5/2024)	78%	83%	91%	88%
<b>Regulation D Qualified MW (5/2024)</b>	334.0	132.4	296.1	68.5

\*Data through 5/27/24



# How long the signal is automatically pegged

- RegD

	Jan	Feb	Mar	Apr	May	Jun	Jul	Aug	Sep	Oct	Nov	Dec	Jan	Feb	Mar	Apr	May
20-30 min. duration	3	7	9	3	2	3	4	2	0	4	1	0	3	3	2	3	3
>30 min. duration	0	1	1	0	0	0	0	1	0	0	0	0	0	0	1	0	0

- RegA

	Jan	Feb	Mar	Apr	Ma y	Jun	Jul	Aug	Sep	Oct	Nov	Dec	Jan	Feb	Mar	Apr	May
20-30 min. duration	77	54	82	76	59	74	76	33	60	57	73	36	48	41	84	70	65
>30 min. duration	28	30	54	37	22	46	41	9	24	34	28	27	29	21	34	39	28

\*Data through 5/27/24



## Regulation OC Update

SME/Presenter:

*Ilyana Dropkin,  
Ilyana.Dropkin@pjm.com*

*Performance Compliance Department,  
PerfCompDept@pjm.com*



## Member Hotline

(610) 666 – 8980

(866) 400 – 8980

custsvc@pjm.com

**PROTECT THE  
POWER GRID  
THINK BEFORE  
YOU CLICK!**



Be alert to  
malicious  
phishing emails.

**Report suspicious email activity to PJM.**  
(610) 666-2244 / [it\\_ops\\_ctr\\_shift@pjm.com](mailto:it_ops_ctr_shift@pjm.com)

