



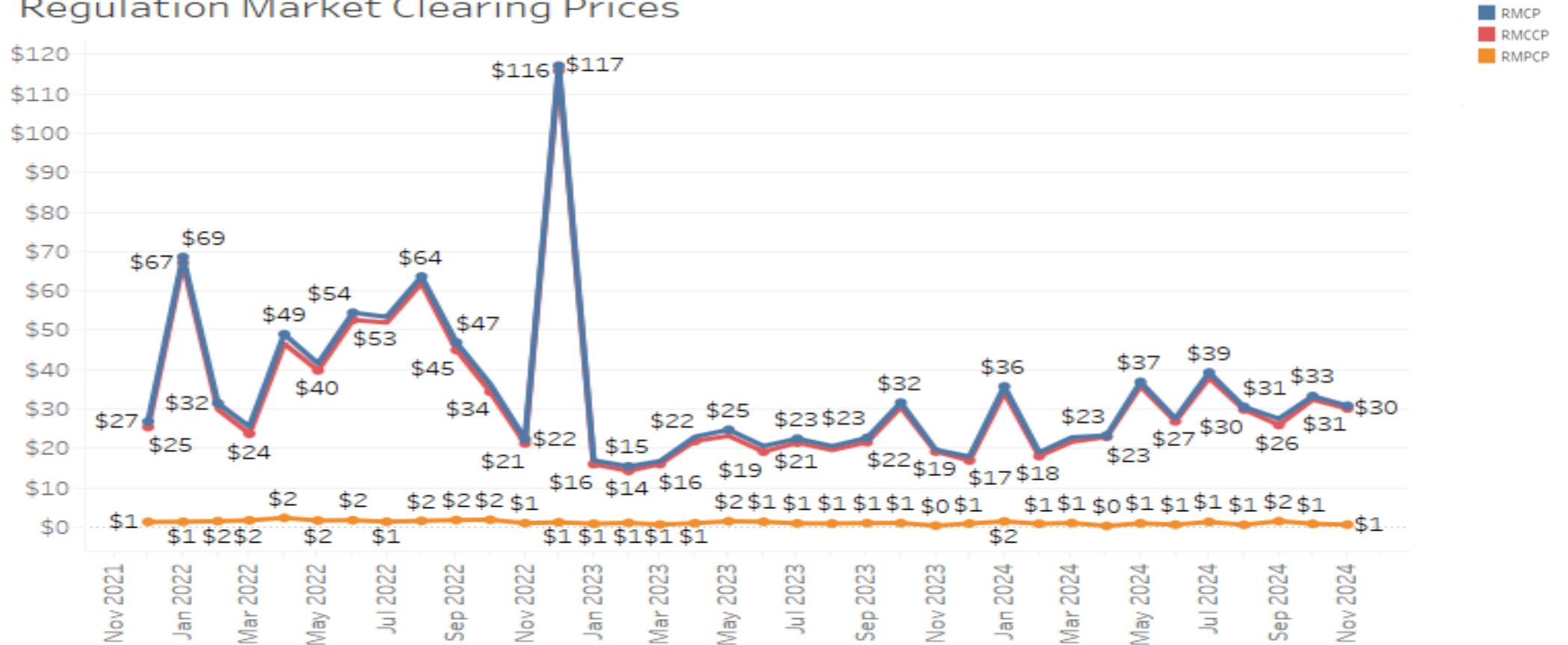
# Regulation Performance Update

Ilyana Dropkin, Sr. Engineer  
Performance Compliance  
Operating Committee  
December 5, 2024



# Average Regulation Market Clearing Prices Per Month

Regulation Market Clearing Prices



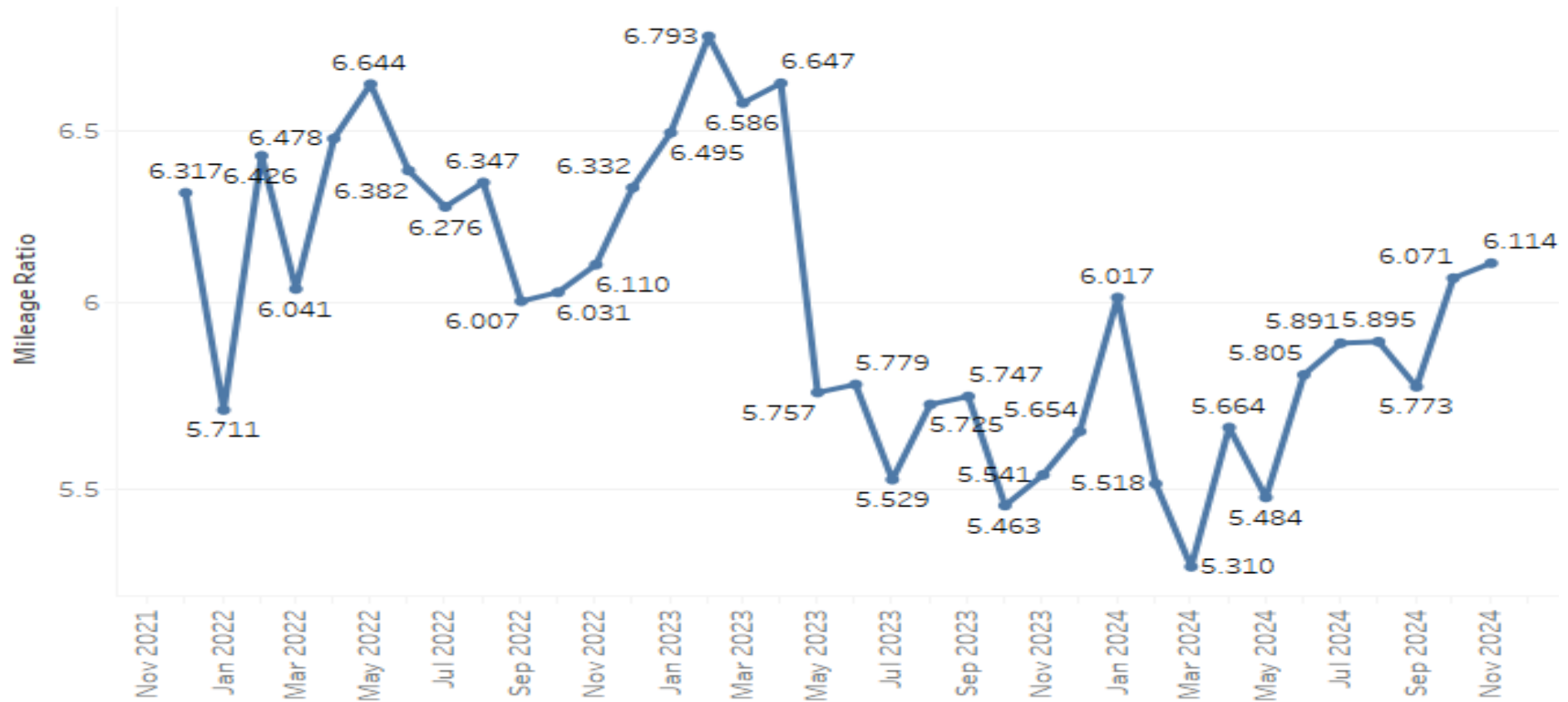
■ RMCP  
■ RMCCP  
■ RMPCP

\*Data through 11/18/2024



# Average Mileage Ratio Per Month

## Average Mileage Ratio Per Month

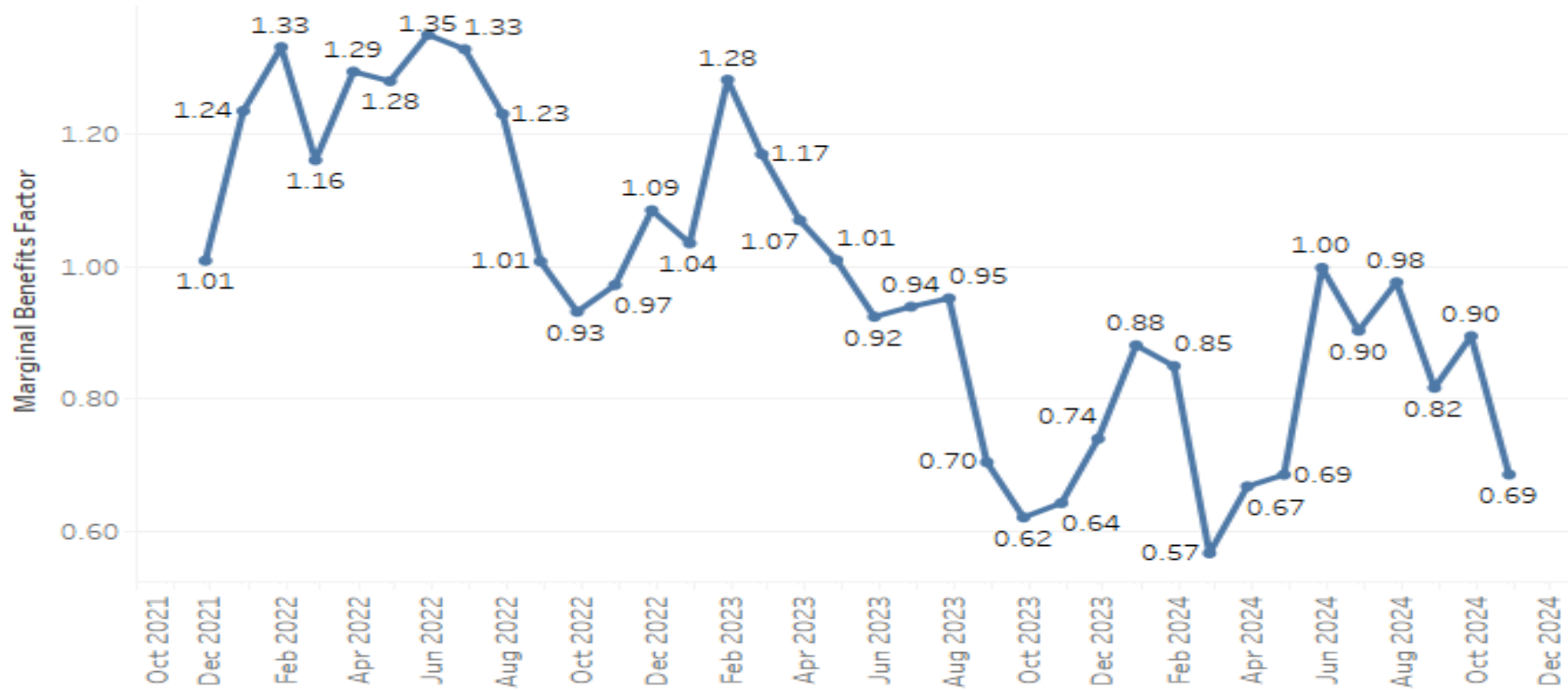


\*Data through 11/18/2024



# Average Marginal Benefits Factor Per Month

## Monthly Average Marginal Benefits Factor



\*Data through 11/18/2024

Season	Dates	Off-Ramp	On-Ramp	Effective MW Requirement
Winter	Dec 1 – Feb 29	HE1 – HE4, HE10 – HE16	HE5 – HE9, HE17 – HE24	Non-Ramp = 525MW Ramp = 800MW
Spring	Mar 1 – May 31	HE1 – HE5 HE9 – HE17	HE6 – HE8 HE18- HE24	Non-Ramp = 525MW Ramp = 800MW
Summer	Jun 1 - Aug 31	HE1 – HE5 HE15 – HE18	HE6 – HE14 HE19- HE24	Non-Ramp = 525MW Ramp = 800MW
Fall	Sep 1– Nov 30	HE1 – HE5 HE9 – HE17	HE6 – HE8 HE18- HE24	Non-Ramp = 525MW Ramp = 800MW



# Regulation A Performance

MW	Hydro	CT	DSR	Steam
<b>Regulation A</b>				
Avg. Performance Score (11/2023)	90%	88%	80%	79%
Avg. Performance Score (2/2024)	92%	89%	80%	80%
Avg. Performance Score (5/2024)	91%	89%	84%	79%
Avg. Performance Score (8/2024)	91%	89%	85%	80%
Avg. Performance Score (11/2024)	91%	88%	88%	81%
<b>Regulation A Qualified MW (11/2024)</b>	895	2084.4	4.2	5230.5

\*Data through 11/17/2024



# Regulation D Performance

MW	Hydro	CT	Energy Storage	DSR
<b>Regulation D</b>				
Avg. Performance Score (11/2023)	78%	83%	92%	85%
Avg. Performance Score (2/2024)	78%	83%	92%	85%
Avg. Performance Score (5/2024)	78%	83%	91%	88%
Avg. Performance Score (8/2024)	78%	81%	90%	88%
Avg. Performance Score (11/2024)	78%	81%	90%	89%
<b>Regulation D Qualified MW (11/2024)</b>	334.0	132.4	287.1	73.2

\*Data through 11/17/2024



# How long the signal is automatically pegged

- RegD

	Aug	Sep	Oct	Nov	Dec	Jan	Feb	Mar	Apr	May	Jun	Jul	Aug	Sep	Oct	Nov
20-30 min. duration	2	0	4	1	0	3	3	2	3	3	0	0	2	0	1	0
>30 min. duration	1	0	0	0	0	0	0	1	0	0	0	0	1	0	0	0

- RegA

	Aug	Sep	Oct	Nov	Dec	Jan	Feb	Mar	Apr	May	Jun	Jul	Aug	Sep	Oct	Nov
20-30 min. duration	33	60	57	73	36	48	41	84	70	76	84	72	54	74	62	29
>30 min. duration	9	24	34	28	27	29	21	34	39	30	34	28	28	21	33	16

\*Data through 11/17/2024



## Regulation OC Update

SME/Presenter:

*Ilyana Dropkin,  
Ilyana.Dropkin@pjm.com*

*Performance Compliance Department,  
PerfCompDept@pjm.com*



## Member Hotline

(610) 666 – 8980

(866) 400 – 8980

custsvc@pjm.com

**PROTECT THE  
POWER GRID**  
**THINK BEFORE  
YOU CLICK!**



Be alert to  
malicious  
phishing emails.

**Report suspicious email activity to PJM.**  
(610) 666-2244 / [it\\_ops\\_ctr\\_shift@pjm.com](mailto:it_ops_ctr_shift@pjm.com)

