

# Proactive, Scenario-Based, Multi-Value Transmission Planning

## PREPARED BY

Johannes Pfeifenberger

Joseph DeLosa

## PRESENTED TO

PJM Long-term Transmission  
Planning Workshop

June 7, 2022



# Background on Illinois Renewable Energy Access Plan (REAP)

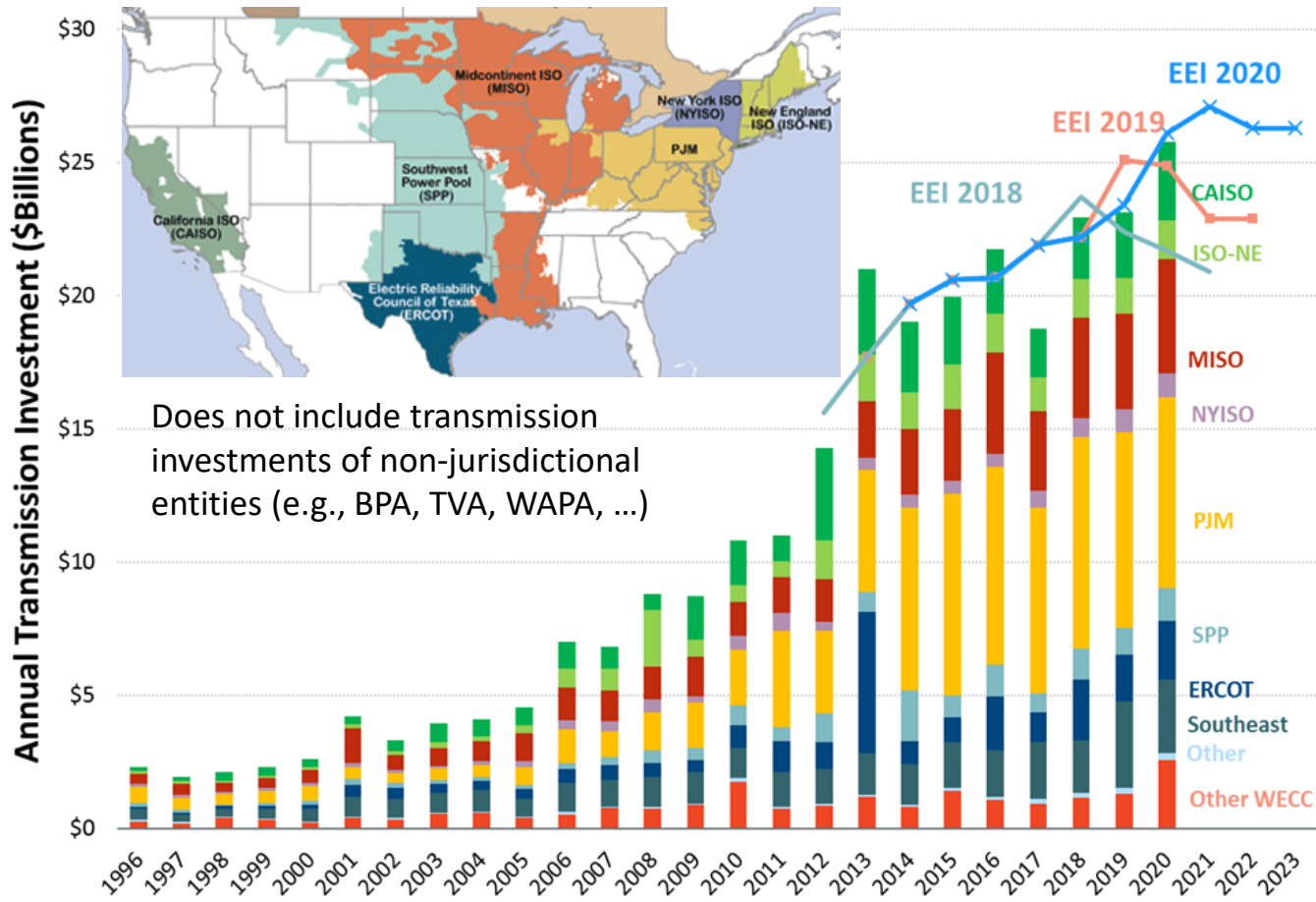


- Presentation today is provided at the request of Illinois Commerce Commission (ICC), indirectly related to our recently-initiated assignment supporting ICC to develop the Illinois Renewable Energy Access Plan (REAP)
- The Illinois Climate and Equitable Jobs Act (CEJA) mandates equitable transition to 100% economy-wide GHG-free energy by 2050; including electricity-sector mandates at 50% renewable by 2040, 100% clean electricity by 2050, and 100% phase out of fossil fuel resources by 2045
- Five general topic areas of the REAP that together should provide a comprehensive plan for the State of Illinois to meet its climate and clean energy goals equitably, reliably, and cost-effectively. Five areas include:
  - Renewable energy resource development and land use
  - Electricity transmission planning and interconnection processes
  - Resource potential and capabilities to support policy goals, considering the need to support reliability throughout clean energy transition
  - Innovative policy options to promote renewable energy in the State
  - RTO planning, interconnection, and market interactions, and improvements needed to support CEJA implementation
- As required under CEJA, the ICC must develop a comprehensive REAP by the end of 2022, which will be updated in 2025 and every two years thereafter
- PJM is currently analyzing the CEJA (see [March 2022 presentation](#), studying 15.8GW of renewable interconnection)
- Views presented today are independent thoughts and broad suggestions on PJM transmission planning and interconnection processes (this content may or may not reflect future outcomes of the Illinois REAP)

# Transmission Investment is at Historically High Levels



Annual Transmission Investment  
As reported to FERC by Region (1996 – 2020)

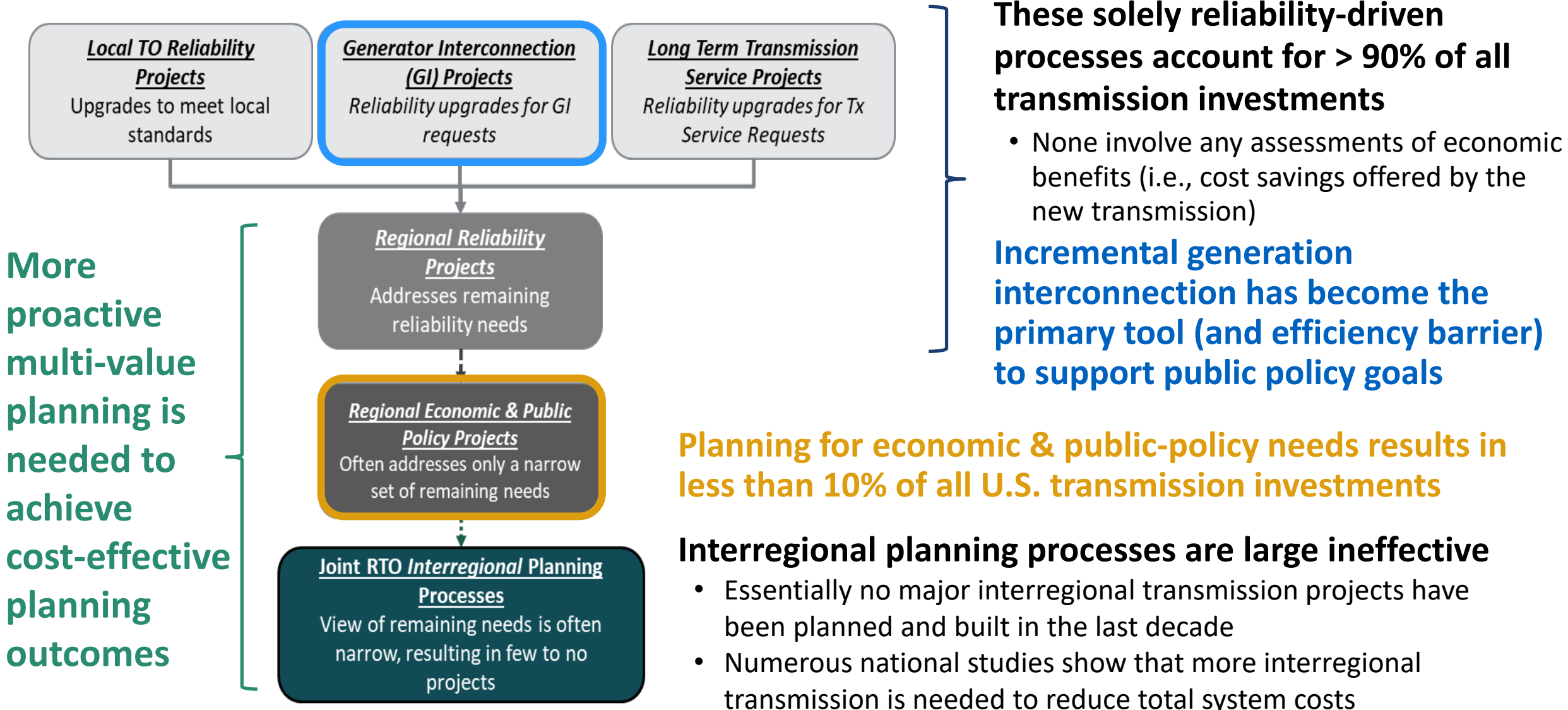


**\$20-25 billion in annual U.S. transmission investment, but:**

- More than 90% of it justified solely based on reliability needs without benefit-cost analysis
  - About 50% solely based on “local” utility criteria (without going through regional planning processes)
  - The rest justified by regional reliability and generation interconnection needs
- While significant experience with transmission benefit-cost analyses exists, very few projects are justified based on economics and overall cost savings

Source: FERC Form 1 Data, EEI "Historical and Projected Transmission Investment" most recent accessed here: <https://www.eei.org/resourcesandmedia/Documents/Historical%20and%20Projected%20Transmission%20Investment.pdf>

# Current U.S. Transmission Planning is Silo-ed and Inefficient



# Needed: More Proactive Multi-Value Transmission Planning



Available experience already points to proven planning practices that reduce total system costs and risks:

1. **Proactively plan for future generation and load** by incorporating realistic projections of the anticipated generation mix, public policy mandates, load levels, and load profiles over the lifespan of the transmission investment.
2. **Account for the full range of transmission projects' benefits and use multi-value planning** to comprehensively identify investments that cost-effectively address all categories of needs and benefits.
3. **Address uncertainties and high-stress grid conditions explicitly through scenario-based planning** that takes into account a broad range of plausible long-term futures as well as real-world system conditions, including challenging and extreme events.
4. **Use comprehensive transmission network portfolios** to address system needs and cost allocation more efficiently and less contentiously than a project-by-project approach.
5. **Jointly plan inter-regionally across neighboring systems** to recognize regional interdependence, increase system resilience, and take full advantage of interregional scale economics and geographic diversification benefits.

# Proactive Planning Can Also Streamline Generation Interconnection

Improving generation interconnection requires addressing all five elements of the GI process (with most current reform discussions focused mostly on Nos. 1 and 5):

1. **GI Process and Queue Management:** individual vs. cluster studies, type of studies and contractual agreements, readiness criteria, financial deposits, study and restudy sequences, etc.
2. **GI Scope and “Handoff” to Regional Transmission Planning:** are major (“deep”) network upgrades triggered by incremental generation interconnection requests or handled through regional transmission planning?
3. **GI Study Approach and Criteria:** study assumptions, modeling approaches, and specific criteria differ significantly across regions (e.g., ERIS vs. NRIS study differences, injection levels studied, are market-based redispatch opportunities considered?)
4. **Selecting Solutions to Address the Identified Criteria Violations:** most regions select only traditional transmission upgrades to address criteria violations; grid-enhancing technologies, such as power-flow-control devices or dynamic line ratings, are not typically considered or accepted
5. **Cost Allocation:** most regions require the interconnecting generator (or group of generators) to pay for all upgrades identified, even though (a) there may be significant regional benefits to loads and other market participants and (b) more cost effective (multi-value) regional solutions may exist

# Further Improvements to the Generation Interconnection Process

Reducing the scope of upgrades triggered by generation interconnection processes likely would both accelerate and lower the cost of renewable interconnection:

- Attractive: UK “Connect and Manage” (replaced prior “Invest and Connect”)
  - Similar to ERCOT; reduced lead times by 5 years; network constraints addressed later (e.g., with congestion management)  
<https://www.gov.uk/guidance/electricity-network-delivery-and-access#connect-and-manage>
- ERCOT’s generation interconnection process is perhaps most effective in the U.S.
  - Efficient handoff of study roles by ERCOT and Transmission Owners limits restudy needs
  - Projects can be developed and interconnected within 2-3 years; in other regions, the interconnection study process itself may take longer than that
  - Upgrades focused only on local interconnection needs and are recovered through postage stamp
  - Network constraints managed through market dispatch – which imposes high congestion and curtailment risks on interconnecting generators ... in part due to ERCOT’s insufficiently proactive multi-value grid planning
  - See [working-paper.pdf \(enelgreenpower.com\)](#) [Note: Brattle was not involved]

**Generation interconnection based on “connect and manage” when combined with proactive transmission planning offers more timely and cost-effective solutions**

# Experience with Proactive Long-term Planning Processes

Although still rarely used, significant experience exists with successful proactive, multi-benefit, portfolio-based transmission planning efforts:

	Proactive Planning	Multi-Benefit	Scenario-Based	Portfolio-Based	Interregional Transmission
CAISO TEAM (2004) <sup>146</sup>	✓	✓	✓		
ATC Paddock-Rockdale (2007) <sup>147</sup>	✓	✓	✓		
ERCOT CREZ (2008) <sup>148</sup>	✓			✓	
MISO RGOS (2010) <sup>149</sup>	✓	✓		✓	
EIPC (2010-2013) <sup>150</sup>	✓		✓	✓	✓
PJM renewable integration study (2014) <sup>151</sup>	✓		✓	✓	
NYISO PPTPP (2019) <sup>152</sup>	✓	✓	✓	✓	
ERCOT LTSA (2020) <sup>153</sup>	✓		✓		
SPP ITP Process (2020) <sup>154</sup>		✓		✓	
PJM Offshore Tx Study (2021) <sup>155</sup>	✓		✓	✓	
MISO RIIA (2021) <sup>156</sup>	✓	✓	✓	✓	
Australian Examples:					
- AEMO ISP (2020) <sup>157</sup>	✓	✓	✓	✓	✓
- Transgrid Energy Vision (2021) <sup>158</sup>	✓	✓	✓	✓	✓



# Understanding Transmission-Related Benefits

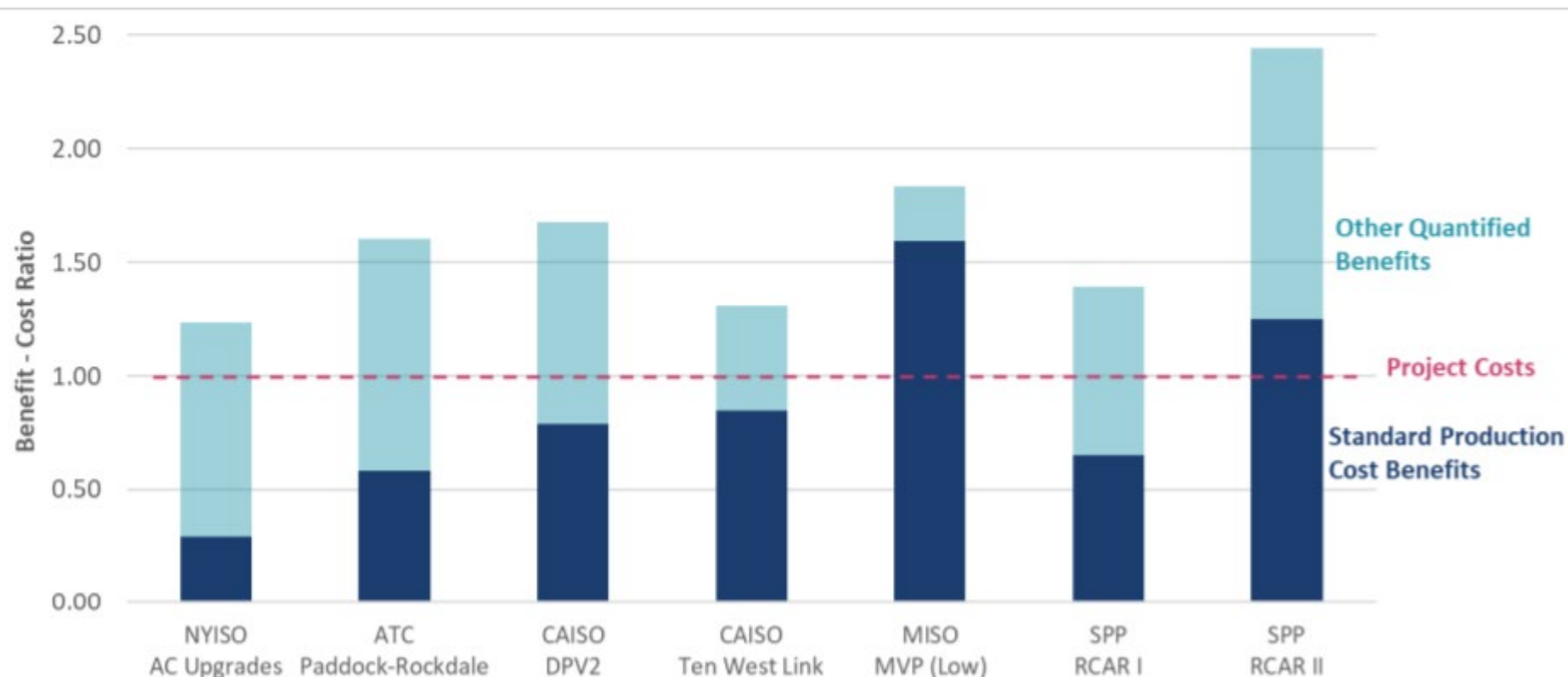
The wide-spread nature of transmission benefits creates challenges in estimating benefits (and overall cost savings) and how they accrue to different users

<ul style="list-style-type: none"><li>▪ <b>Broad in scope, providing many <u>different types</u> of benefits</b></li></ul>	<ul style="list-style-type: none"><li>• Increased reliability and operational flexibility</li><li>• Reduced congestion, dispatch costs, and losses</li><li>• Lower capacity needs and generation costs</li><li>• Increased competition and market liquidity</li><li>• Renewables integration and environmental benefits</li><li>• Insurance and risk mitigation benefits</li><li>• Diversification benefits (e.g., reduced uncertainty and variability)</li><li>• Economic development from G&amp;T investments</li></ul>
<ul style="list-style-type: none"><li>▪ <b><u>Wide-spread</u> geographically</b></li></ul>	<ul style="list-style-type: none"><li>• Multiple transmissions service areas</li><li>• <b><u>Multiple states</u></b> or regions</li></ul>
<ul style="list-style-type: none"><li>▪ <b><u>Diverse</u> in their effects on market participants</b></li></ul>	<ul style="list-style-type: none"><li>• <b><u>Customers, generators, transmission owners</u></b> in regulated and/or deregulated markets</li><li>• Individual market participants may capture one set of benefits but not others</li></ul>
<ul style="list-style-type: none"><li>▪ <b>Occur and <u>change</u> over long periods of time</b></li></ul>	<ul style="list-style-type: none"><li>• Several decades (50+ years), typically increasing over time</li><li>• Changing with system conditions and future generation and transmission additions</li><li>• Individual market participants may capture different types of benefits at different times</li></ul>

# Quantifying Benefits Beyond Production Cost Savings

Relying on solely on traditionally-quantified Adjusted Production Cost (APC) results in the rejection of beneficial transmission projects:

FIGURE 5. BENEFIT-COST RATIOS OF TRANSMISSION PROJECTS WITH AND WITHOUT A BROAD SCOPE OF BENEFITS



Savings based on Load LMPs (as used by PJM) will be similarly understated (but can overstate benefits relative to APC)

# Examples: Scenario-based Multi-Value Transmission Planning

## SPP 2016 RCAR, 2013 MTF

### Quantified

1. **production cost savings\***
  - value of reduced emissions
  - reduced ancillary service costs
2. **avoided transmission project costs**
3. **reduced transmission losses\***
  - capacity benefit
  - energy cost benefit
4. **lower transmission outage costs**
5. **value of reliability projects**
6. **value of mtg public policy goals**
7. **Increased wheeling revenues**

### Not quantified

8. **reduced cost of extreme events**
9. **reduced reserve margin**
10. **reduced loss of load probability**
11. **increased competition/liquidity**
12. **improved congestion hedging**
13. **mitigation of uncertainty**
14. **reduced plant cycling costs**
15. **societal economic benefits**

(SPP Regional Cost Allocation Review [Report](#) for RCAR II, July 11, 2016. SPP Metrics Task Force, [Benefits for the 2013 Regional Cost Allocation Review](#), July, 5 2012.)

## MISO MVP Analysis

### Quantified

1. **production cost savings \***
2. **reduced operating reserves**
3. **reduced planning reserves**
4. **reduced transmission losses\***
5. **reduced renewable generation investment costs**
6. **reduced future transmission investment costs**

### Not quantified

7. **enhanced generation policy flexibility**
8. **increased system robustness**
9. **decreased natural gas price risk**
10. **decreased CO<sub>2</sub> emissions output**
11. **decreased wind generation volatility**
12. **increased local investment and job creation**

(Proposed Multi Value Project Portfolio, Technical Study Task Force and Business Case Workshop August 22, 2011)

## CAISO TEAM Analysis

(DPV2 example)

### Quantified

1. **production cost savings\*** and **reduced energy prices from both a societal and customer perspective**
2. **mitigation of market power**
3. **insurance value for high-impact low-probability events**
4. **capacity benefits due to reduced generation investment costs**
5. **operational benefits (RMR)**
6. **reduced transmission losses\***
7. **emissions benefit**

### Not quantified

8. **facilitation of the retirement of aging power plants**
9. **encouraging fuel diversity**
10. **improved reserve sharing**
11. **increased voltage support**

(CPUC Decision 07-01-040, January 25, 2007, Opinion Granting a Certificate of Public Convenience and Necessity)

## NYISO PPTN Analysis

(AC Upgrades)

### Quantified

1. **production cost savings\*** (includes savings not captured by normalized simulations)
2. **capacity resource cost savings**
3. **reduced refurbishment costs for aging transmission**
4. **reduced costs of achieving renewable and climate policy goals**

### Not quantified

5. **protection against extreme market conditions**
6. **increased competition and liquidity**
7. **storm hardening and resilience**
8. **expandability benefits**

(Newell, et al., [Benefit-Cost Analysis of Proposed New York AC Transmission Upgrades](#), September 15, 2015)

\* Fairly consistent across RTOs

# “Checklist” of Transmission Benefits With Proven Practices for Quantifying Them

We have documented in our recent [report](#) (filed with ANOPR comments), available proven practices:

1. Consider for each project (or synergistic portfolio of projects) the full set of benefits transmission can provide (see table)
2. Identify the benefits that plausibly exist and may be significant for that particular project or portfolio; then
3. Focus on quantifying those benefits

(See our [recent report](#) with Grid Strategies for a summary of quantification practices)

Benefit Category	Transmission Benefit
1. Traditional Production Cost Savings	Adjusted Production Cost (APC) savings as currently estimated in most planning processes
2. Additional Production Cost Savings	i. Impact of generation outages and A/S unit designations
	ii. Reduced transmission energy losses
	iii. Reduced congestion due to transmission outages
	iv. Reduced production cost during extreme events and system contingencies
	v. Mitigation of typical weather and load uncertainty, including the geographic diversification of uncertain renewable generation variability
	vi. Reduced cost due to imperfect foresight of real-time system conditions, including renewable forecasting errors and intra-hour variability
	vii. Reduced cost of cycling power plants
	viii. Reduced amounts and costs of operating reserves and other ancillary services
	ix. Mitigation of reliability-must-run (RMR) conditions
	x. More realistic “Day 1” market representation
3. Reliability and Resource Adequacy Benefits	i. Avoided/deferred cost of reliability projects (including aging infrastructure replacements) otherwise necessary
	ii. (a) Reduced loss of load probability or (b) reduced planning reserve margin
4. Generation Capacity Cost Savings	i. Capacity cost benefits from reduced peak energy losses
	ii. Deferred generation capacity investments
	iii. Access to lower-cost generation resources
5. Market Facilitation Benefits	i. Increased competition
	ii. Increased market liquidity
6. Environmental Benefits	i. Reduced expected cost of potential future emissions regulations
	ii. Improved utilization of transmission corridors
7. Public Policy Benefits	Reduced cost of meeting public policy goals
8. Other Project-Specific Benefits	Examples: increased storm hardening and wild-fire resilience, increased fuel diversity and system flexibility, reduced cost of future transmission needs, increased wheeling revenues, HVDC operational benefits

# What is Proactive, Scenario-Based, Long-Term Planning?

**Scenario-based planning is a process first developed in the 1940s and 1950s as a tool for integrating uncertainties into long-term strategic planning:**

- Used by Shell with great success since the 1970s for long-term planning under large uncertainties
- **Assists planners to think, in advance, about the many ways the future may unfold and how to respond effectively and flexibly as the future becomes reality**
- Ranks among the top-ten management tools in the world today
- Scenario = one fully-defined, plausible view of what the future may look like

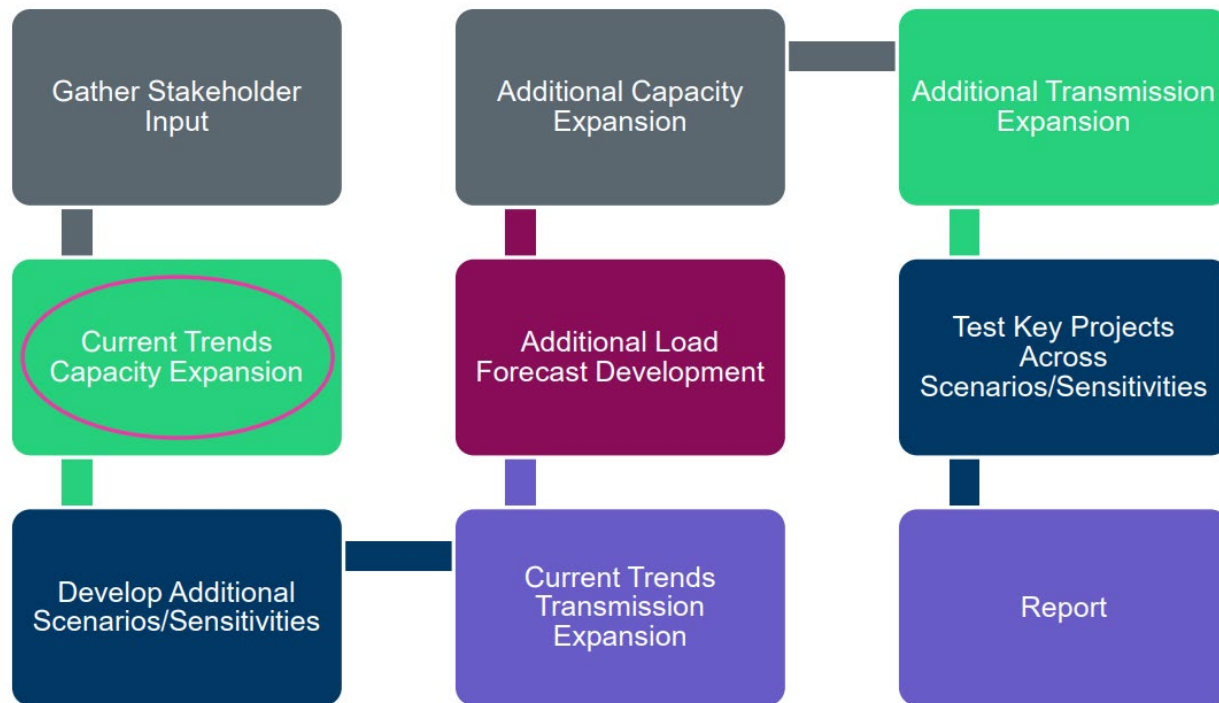
Scenario-based planning is a multi-step process:

1. Define scenarios of plausible futures by scanning the current reality, trends and forecasts, uncertainties, and important internal and external drivers
2. Develop a series of plans (initiatives, projects, policies, tactics) that support a certain scenario, work well in multiple scenarios, or are flexible and robust across all scenarios
3. Implement preferred plan and define indicators to alert planners that a certain future is likely to occur, so they can take action (e.g., change course to address the new developments)

# Example: ERCOT Long-Term Transmission Study (LTSA) Process

ERCOT's scenario-based LTSA evaluates up to 20-year system needs for a diverse set of plausible "Futures" (scenarios)

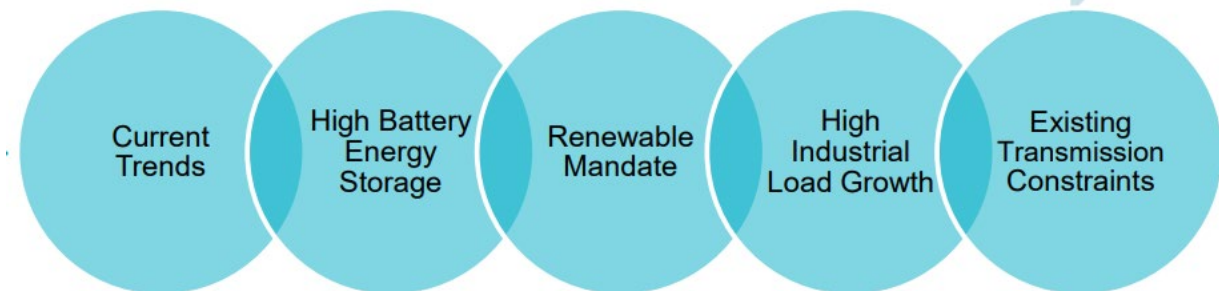
## ERCOT's 2022 LTSA Process



## ERCOT goals of using scenario-based planning:

- Account for the inherent uncertainty of planning the transmission system beyond the near term
- Identify upgrades that are either (a) advantageous across a range of futures or (b) more economical than upgrades determined when considering only near-term transmission needs

## ERCOT's 2020 LTSA Scenarios

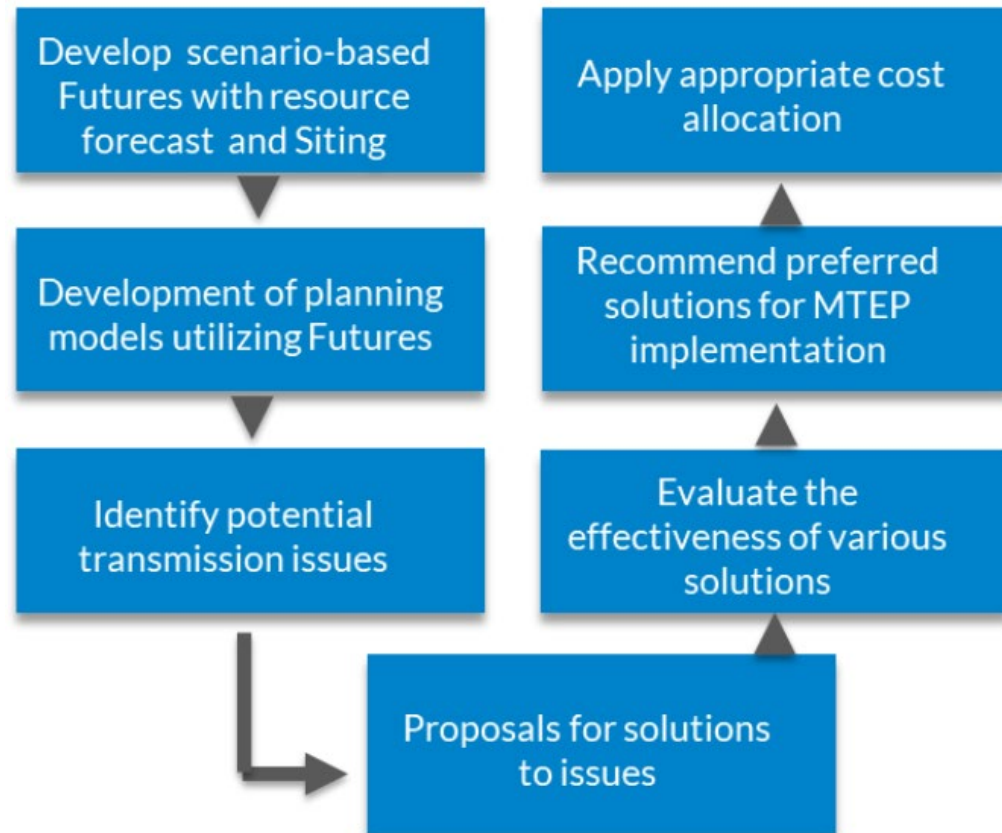


Sources: [2022 LTSA Aug 2021 \(ercot.com\)](https://ercot.com/2022-LTSA-Aug-2021), [2020 Report Presentation \(ercot.com\)](https://ercot.com/2020-Report-Presentation), [01012022 Planning Guide.pdf \(ercot.com\)](https://ercot.com/01012022-Planning-Guide.pdf)

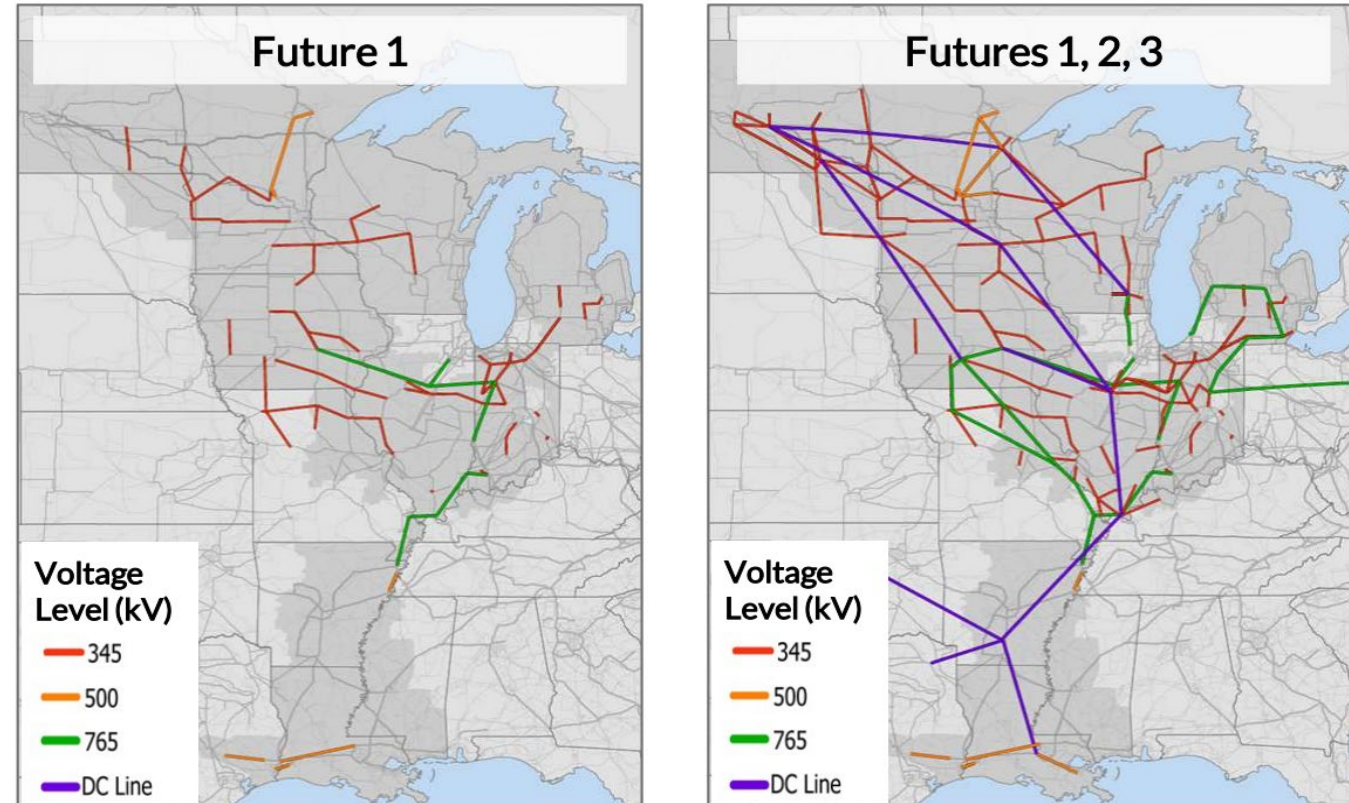
# Example: MISO Long-Term Transmission Planning (LRTP)

MISO's LRTP effort simultaneously evaluated 20-year reliability, economic, and public policy needs for a diverse set of plausible "Futures" (scenarios)

## MISO's 2022 LRTP Process



## MISO's Identified Long-Term Transmission Needs



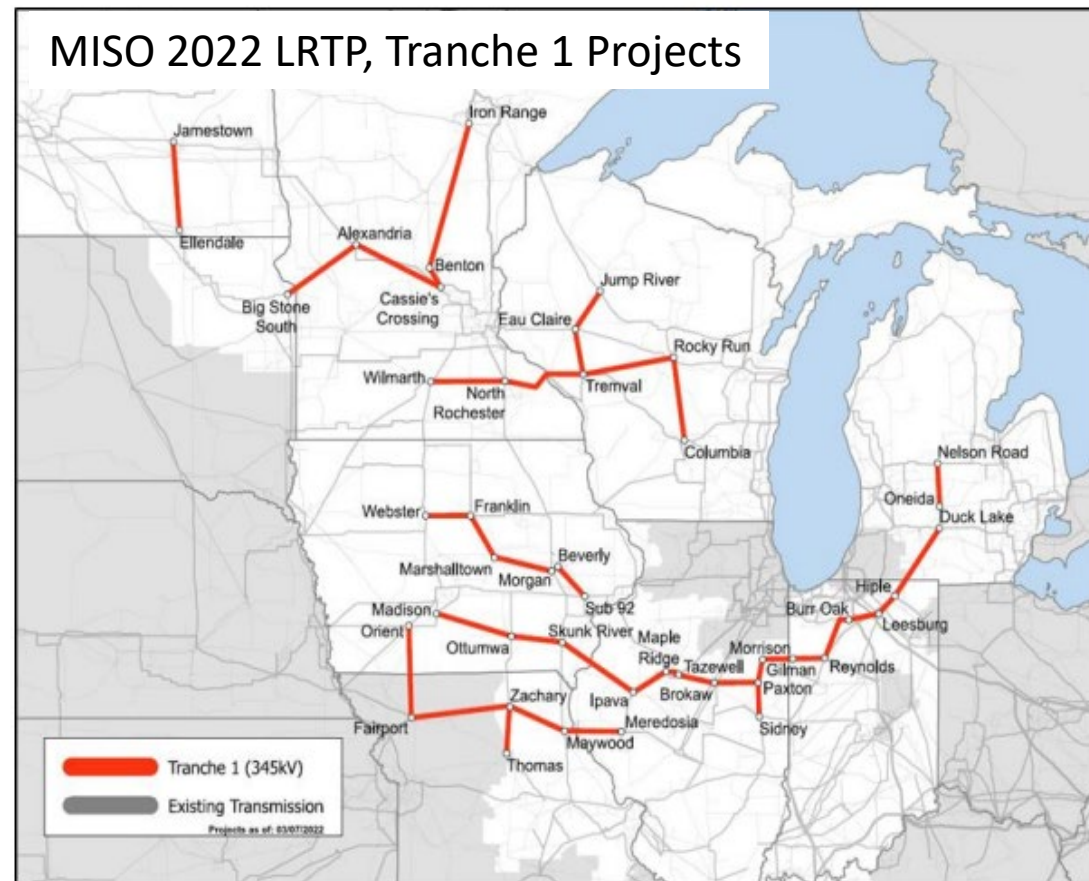
Source: [MISO LRTP Roadmap March 2021](#)

# Example: MISO Long-Term Transmission Planning (LRTP)

Scenario-based LRTP → First tranche of a new “least regrets” portfolio of multi-value transmission projects (MVPs)

## MISO 2022 LRTP results

- Tranche 1: \$10 billion portfolio of proposed new 345 kV projects for its Midwestern footprint
- **Supports interconnection of 53,000 MW of renewable resources**
- **Reduces other costs by \$37-70 billion**
- Portfolio of beneficial projects designed to benefit each zone within MISO’s Midwest Subregion
- Postage-stamp cost allocation within MISO’s Midwest Subregion



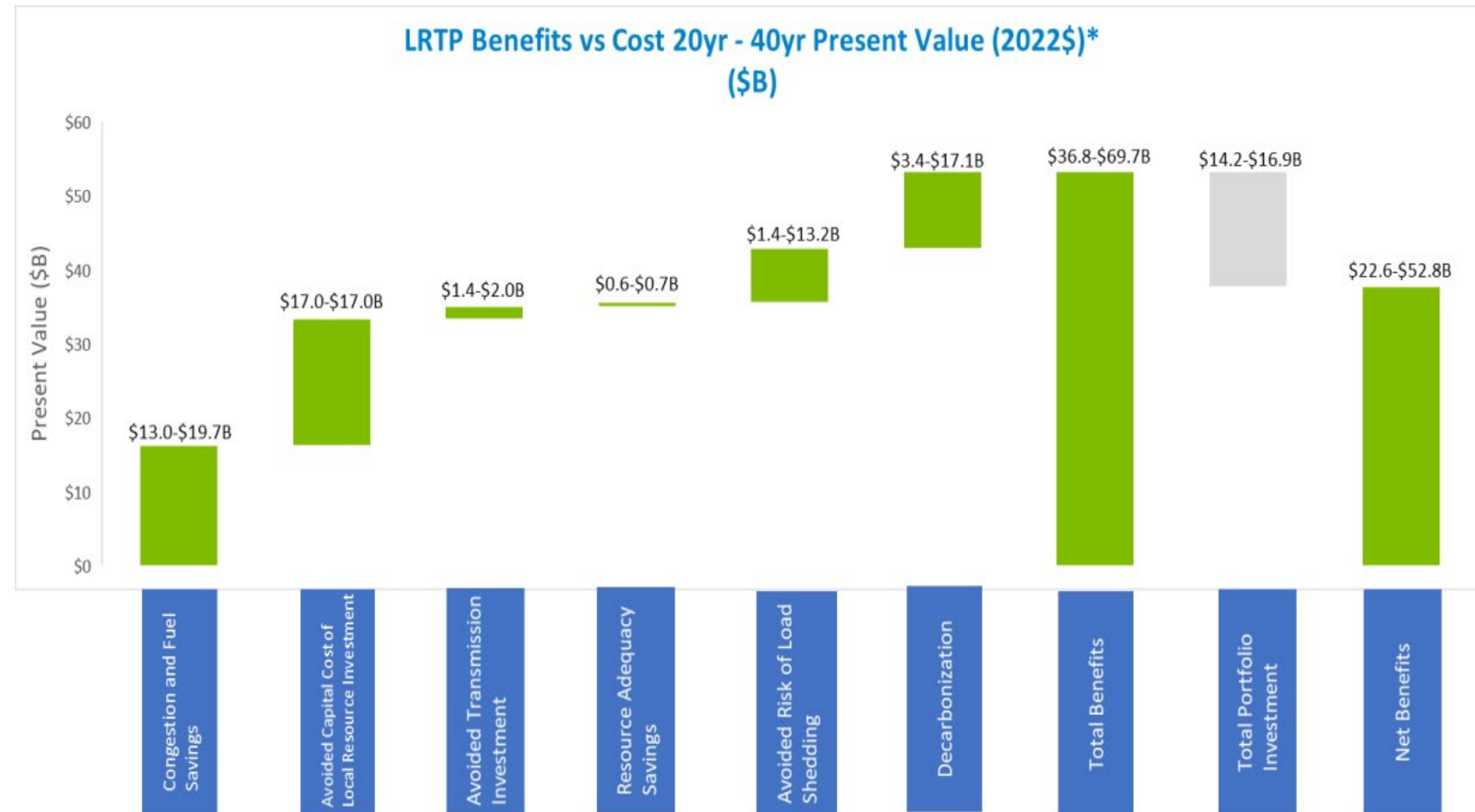


# Example: MISO Long-Term Transmission Planning (LRTP)

**20-40-year PV of benefits (\$37-\$70b) substantially exceeds PV of TRR (\$14-17b)**

## B-C analysis based on multiple benefit metrics:

1. Congestion and fuel savings
2. Avoided capital costs of local resource investments
3. Avoided transmission investment
4. Reduced resource adequacy requirements
5. Avoided risk of load shedding
6. Decarbonization value
7. Reliability issues addressed by LRTP
8. Other qualitative and indirect benefits

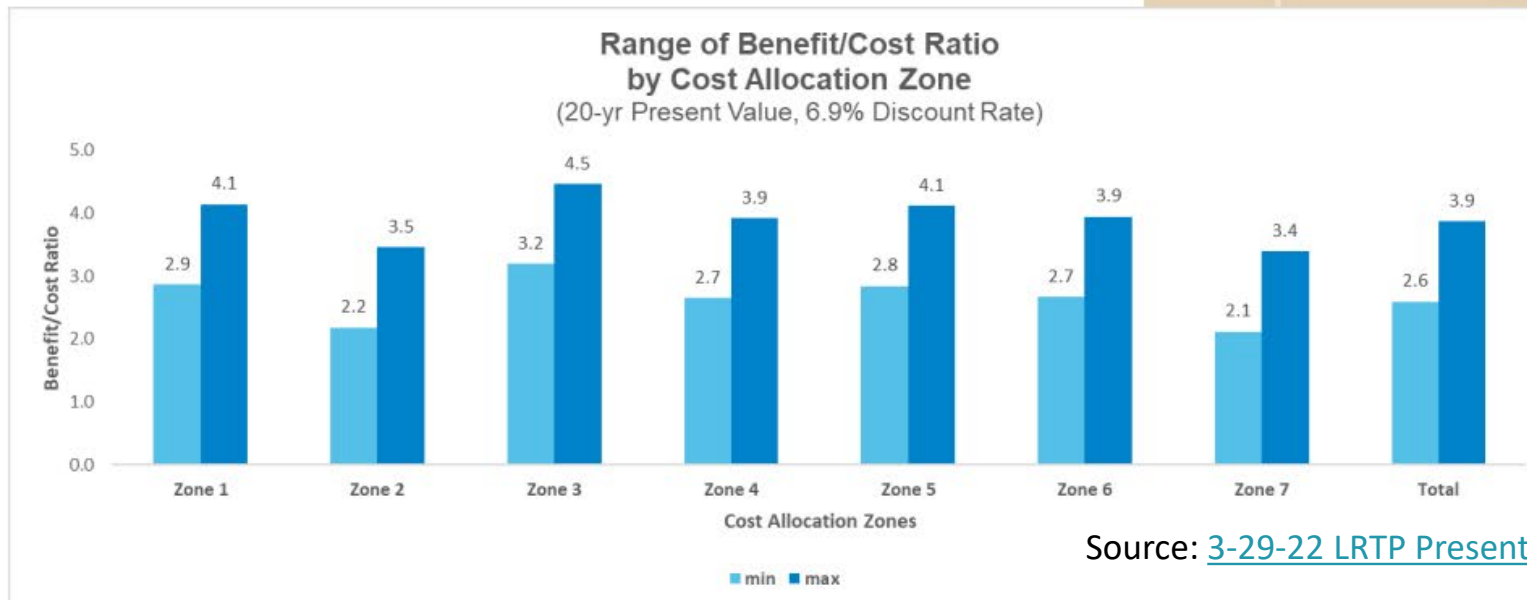
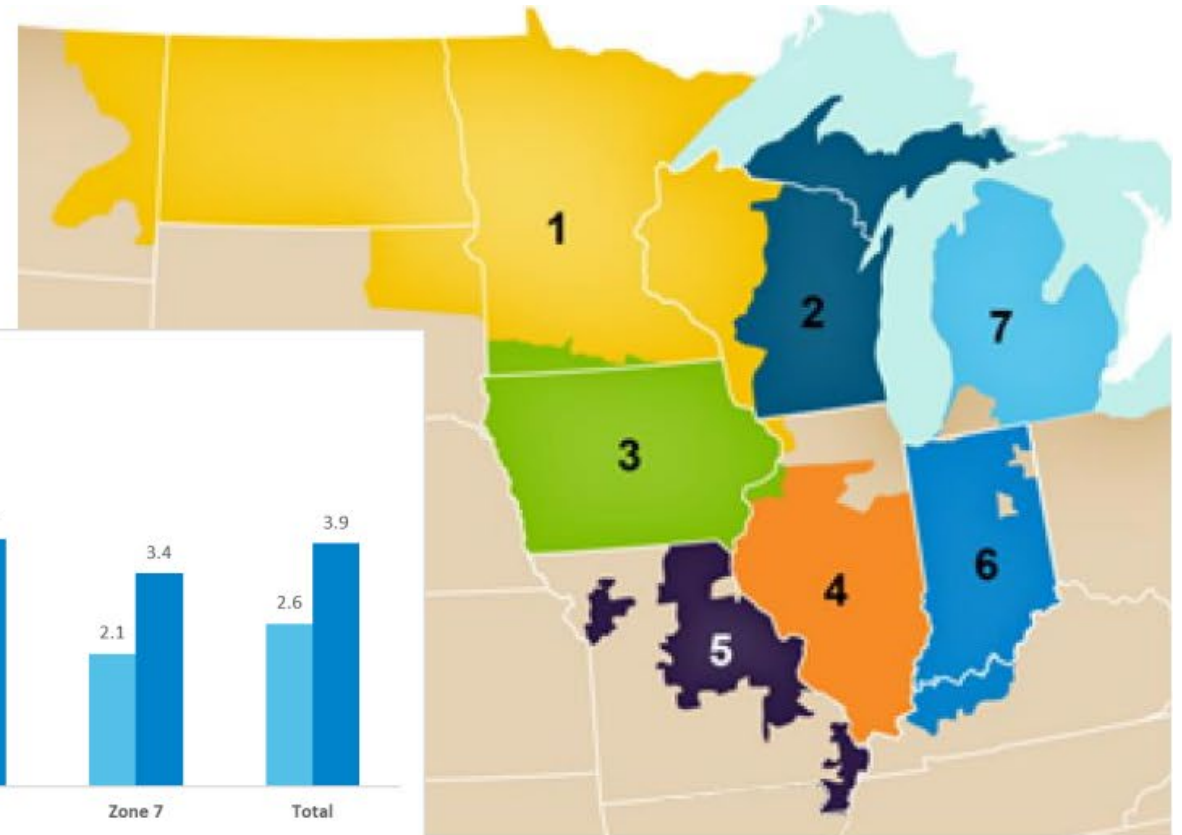


Source: [3-29-22 LRTP Presentation \(misoenergy.org\)](https://www.misoenergy.org)

# Example: MISO Long-Term Transmission Planning (LRTP)

**Postage-stamp within MISO's Midwest Subregion results in allocated costs that are roughly commensurate with benefits received:**

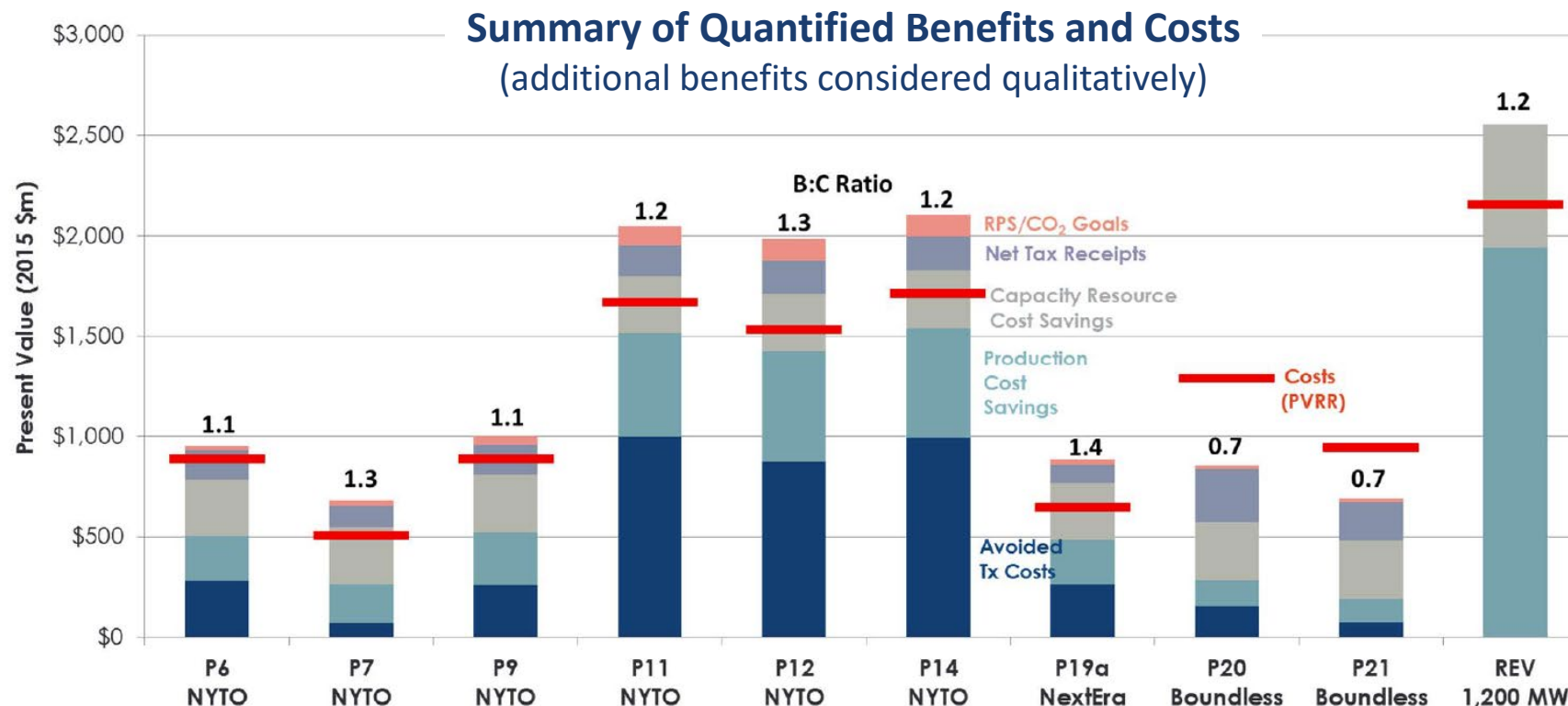
- Each Zone's benefits are at least 2.1-3.4 times higher than allocated costs
- B-C ratios vary across zones, scenarios, and study assumptions
- No costs allocated to MISO's South Subregion due to disproportionately small benefits received



Source: [3-29-22 LRTP Presentation \(misoenergy.org\)](https://www.misoenergy.org)

# Example: New York's (Multi-Value) "Public Policy" Transmission Planning Process (2015)

With PSC support, NYISO developed its "public policy transmission planning process" (PPTPP) that quantifies multiple transmission benefits for a number of long-term scenarios. Resulted in approval and competitive solicitation of several major upgrades to the New York transmission infrastructure providing.



Source: "Benefit-Cost Analysis of Proposed New York AC Transmission Upgrades," September 15, 2015.

See also: [AC Transmission Public Policy Transmission Plan \(nyiso.com\)](http://nyiso.com)

# Risk Mitigation Through “Least Regrets” Transmission Planning

Most transmission planning efforts do not adequately account for short- and long-term risks and uncertainties affecting power markets

- **Short-Term Risks:** transmission planning generally evaluates only “normal” system conditions
  - Planning process typically ignores the high cost of **short-term challenges and extreme market conditions** triggered by high-impact-low-probability (“HILP”) events due to weather, transmission outages, fuel supply disruption, or unexpected load changes associated with economic booms/busts
  - Can be addressed through modeling assumptions and **sensitivities** that capture these short-term challenges
- **Long-Term Risks:** Planning does not adequately consider the full range of long-term scenarios
  - Does not capture the extent to which a less robust and flexible transmission infrastructure will help reduce the **risk of high-costs incurred under different (long-term) future market fundamentals**
  - Can be addressed through improved **scenario planning** that covers the full range of plausible futures

A more flexible and robust grid provides “**insurance value**” by reducing the risk of high-cost (short- and long-term) outcomes due to inadequate transmission

- Costs of inadequate infrastructure (typically are not quantified) can be much greater than the costs of the transmission investment
- Project may not quite be cost effective in “base case” future but be highly beneficial in 3 out of 5 futures

# Risk Mitigation Through “Least-Regrets” Transmission Planning



Additional considerations regarding the risk mitigation and insurance value of transmission infrastructure:

- Given that it can take a decade to develop new transmission, delaying investment can easily **limit future options** and result in a **higher-cost, higher-risk** overall outcomes
  - “Wait and see” approaches limit options, so can be costly in the long term
  - The industry needs to plan for both short- and long-term uncertainties more proactively – and develop "anticipatory planning" processes
- However **“least regrets” planning** too often only focuses on identifying those projects that are beneficial under most circumstances
  - Does not consider the many potentially “regrettable circumstances” that could result in very high-cost outcomes
  - Focuses too much on the cost of insurance without considering the cost of not having insurance when it is needed
- **Probabilistic weighting assumes risk neutrality** and does not distinguish between investment options with very different risk distributions

# Risk Mitigation Example: ATC's Paddock-Rockdale Project



**In evaluating the Paddock-Rockdale Project, ATC evaluated seven plausible futures, spanning the full range of identified long-term uncertainties.**

- The 40-year PV of customer benefits fell short of the \$136 million PV of the project's revenue requirement in the "Slow Growth" future, but exceeded the costs in all other futures
- The net benefits in the other six futures ranged from:
  - \$100 million (above cost) under the "High Environmental" future
  - to approx. \$400 million under the "Robust Economy" and "High Wisconsin Growth" futures
  - reaching up to approx. \$700 million under the "Fuel Supply Disruption" and "High Plant Retirements" futures

**The B-C analyses of multiple scenarios of plausible futures showed:**

- The estimated benefits can range widely across sets of plausible futures
- The project is beneficial in most (but not all) futures
- Risk Mitigation: Not investing in the \$136m project could have left customers \$400-700m worse off in four of seven plausible futures

# Advanced Grid Technologies: Making Transmission More Valuable

**Advanced, grid-enhancing transmission (GET) technologies can significantly increase the capability of the existing grid, offer low-cost solutions to address reliability needs, and make new transmission more valuable and cost effective**

- Increasingly well-tested and commercially-applied technologies include: dynamic line rating, smart wires and flow control devices, grid-optimized storage, and topology optimization
- Can be deployed quickly to integrate renewables on the existing grid (see Chapter III of [NY Power Grid Study](#))
- [Brattle case study in SPP](#): DLR, topology optimization, and advanced power-flow controls can integrate 2,670 MW of renewable generation for \$90 million
- Value proposition: more visibility of actual grid capability; shift flows to underutilized portions of the grid

**Consideration of GETs needs to be expanded beyond addressing operational and seam-related reliability and congestion needs – GETs should also be part of the standard set of available solutions to address both generation interconnection and transmission planning needs**

- As low-cost solutions to address reliability needs identified in generation interconnection and near-term planning
- In long-term multi-value planning to make new transmission more cost effective and valuable, reducing system-wide costs

# Summary and Recommendations

---

## **Benefit-cost analyses and cost allocations for proactive long-term planning can be improved to offer more cost-effective and less controversial outcomes:**

- Simultaneously consider broad range of reliability, economic, and public-policy benefits, including experience gained over the last decade by others:
  - MISO, NYISO, SPP, CAISO, ERCOT examples of long-term, scenario-based, multi-value planning processes
- Reduce divisiveness of cost allocation through multi-value planning and portfolio-based allocations
  - Recognize broad range of benefits → more likely to be evenly distributed and exceed costs
  - Focus on larger portfolios of transmission projects → more uniform distribution of benefits
  - Broad range of benefits for a portfolio will also be more stable over time

Focus less on local, near-term reliability, and generation-interconnection needs, but proactively on infrastructure that provides greater flexibility and higher long-term value at lower system-wide cost

- Recognize that the most cost-effective transmission projects can address multiple needs
- Lowest-cost transmission is not “least cost” from an overall customer-cost perspective



# About the Speaker

---



**Johannes P. Pfeifenberger**

**PRINCIPAL  
BOSTON**

[Hannes.pfeifenberger@brattle.com](mailto:Hannes.pfeifenberger@brattle.com)

+1.617.234.5624

**Johannes (Hannes) Pfeifenberger**, a Principal at The Brattle Group, is an economist with a background in electrical engineering and over twenty-five years of experience in wholesale power market design, renewable energy, electricity storage, and transmission. He also is a Visiting Scholar at MIT’s Center for Energy and Environmental Policy Research (CEEPR), a Senior Fellow at Boston University’s Institute of Sustainable Energy (BU-ISE), a IEEE Senior Member, and currently serves as an advisor to research initiatives by the U.S. Department of Energy, the National Labs, and the Energy Systems Integration Group (ESIG).

Hannes specializes in wholesale power markets and transmission. He has analyzed transmission needs, transmission benefits and costs, transmission cost allocations, and transmission-related renewable generation challenges for independent system operators, transmission companies, generation developers, public power companies, industry groups, and regulatory agencies across North America. He has worked on transmission matters in SPP, MISO, PJM, New York, New England, ERCOT, CAISO, WECC, and Canada.

He received an M.A. in Economics and Finance from Brandeis University’s International Business School and an M.S. and B.S. (“Diplom Ingenieur”) in Power Engineering and Energy Economics from the University of Technology in Vienna, Austria.

# Brattle Reports on Transmission Planning

**Well-Planned Electric Transmission Saves Customer Costs:**  
Improved Transmission Planning is Key to the Transition to a Carbon-Constrained Future


PREPARED FOR  
 **Link: [Well-Planned Transmission](#)**

PREPARED BY  
Judy W. Chang  
Johannes P. Pfeifenberger

May 2014

THE **Brattle** GROUP

**Toward More Effective Transmission Planning:**  
Addressing the Costs and Risks of an Insufficiently Flexible Electricity Grid

PREPARED FOR  
 **Link: [Effective Transmission Planning](#)**

PREPARED BY  
Johannes P. Pfeifenberger  
Judy W. Chang  
Akarsh Shellenbranath

April 2015

*The Brattle Group*


**Link: [Transmission Benefits](#)**

**The Benefits of Electric Transmission: Identifying and Analyzing the Value of Investments**

July 2013


Judy W. Chang  
Johannes P. Pfeifenberger  
J. Michael Hagerty

**Link: [Diversity Value](#)**

 Boston University Institute for Sustainable Energy

The Value of Diversifying Uncertain Renewable Generation through the Transmission System

September • 2020



**Transmission Planning for the 21st Century: Proven Practices that Increase Value and Reduce Costs**

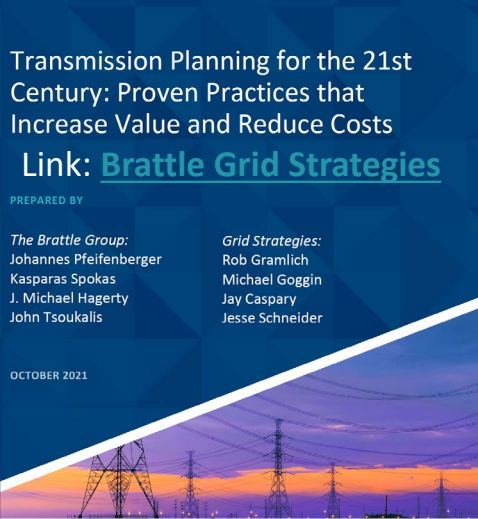
**Link: [Brattle Grid Strategies](#)**



PREPARED BY

*The Brattle Group:*  
Johannes Pfeifenberger  
Kasparas Spokas  
J. Michael Hagerty  
John Tsoukalis

*Grid Strategies:*  
Rob Gramlich  
Michael Goggin  
Jay Caspary  
Jesse Schneider

OCTOBER 2021




**Brattle** **GRID STRATEGIES LLC**

**A Roadmap to Improved Interregional Transmission Planning**

**Link: [Interregional Roadmap](#)**

PREPARED BY  
Johannes P. Pfeifenberger  
Kasparas Spokas  
J. Michael Hagerty  
John Tsoukalis

November 30, 2021



Summarizes proven approaches to quantifying various benefits

# Additional Reading on Transmission

- Pfeifenberger, [New York State and Regional Transmission Planning for Offshore Wind Generation](#), NYSERDA Offshore Wind Webinar, March 30, 2022.
- Pfeifenberger, [The Benefits of Interregional Transmission: Grid Planning for the 21st Century](#), US DOE National Transmission Planning Study Webinar, March 15, 2022.
- Pfeifenberger, [21st Century Transmission Planning: Benefits Quantification and Cost Allocation](#), Prepared for the NARUC members of the Joint Federal-State Task Force on Electric Transmission, January 19, 2022.
- Pfeifenberger, Spokas, Hagerty, Tsoukalis, [A Roadmap to Improved Interregional Transmission Planning](#), November 30, 2021.
- Pfeifenberger, Tsoukalis, Newell, "[The Benefit and Cost of Preserving the Option to Create a Meshed Offshore Grid for New York](#)," Prepared for NYSERDA with Siemens and Hatch, November 9, 2022.
- Pfeifenberger, [Transmission—The Great Enabler: Recognizing Multiple Benefits in Transmission Planning](#), ESIG, October 28, 2021.
- Pfeifenberger et al., [Transmission Planning for the 21st Century: Proven Practices that Increase Value and Reduce Costs](#), Brattle-Grid Strategies, October 2021.
- Pfeifenberger, [Transmission Options for Offshore Wind Generation](#), NYSERDA webinar, May 12, 2021.
- Pfeifenberger, [Transmission Planning and Benefit-Cost Analyses](#), presentation to FERC Staff, April 29, 2021.
- Pfeifenberger et al., [Initial Report on the New York Power Grid Study](#), prepared for NYPSC, January 19, 2021.
- Pfeifenberger, Ruiz, Van Horn, "[The Value of Diversifying Uncertain Renewable Generation through the Transmission System](#)," BU-ISE, October 14, 2020.
- Pfeifenberger, Newell, Graf and Spokas, "[Offshore Wind Transmission: An Analysis of Options for New York](#)", prepared for Anbaric, August 2020.
- Pfeifenberger, Newell, and Graf, "[Offshore Transmission in New England: The Benefits of a Better-Planned Grid](#)," prepared for Anbaric, May 2020.
- Tsuchida and Ruiz, "[Innovation in Transmission Operation with Advanced Technologies](#)," T&D World, December 19, 2019.
- Pfeifenberger, "[Cost Savings Offered by Competition in Electric Transmission](#)," Power Markets Today Webinar, December 11, 2019.
- Chang, Pfeifenberger, Sheilendranath, Hagerty, Levin, and Jiang, "[Cost Savings Offered by Competition in Electric Transmission: Experience to Date and the Potential for Additional Customer Value](#)," April 2019. "[Response to Concentric Energy Advisors' Report on Competitive Transmission](#)," August 2019.
- Ruiz, "[Transmission Topology Optimization: Application in Operations, Markets, and Planning Decision Making](#)," May 2019.
- Chang and Pfeifenberger, "[Well-Planned Electric Transmission Saves Customer Costs: Improved Transmission Planning is Key to the Transition to a Carbon-Constrained Future](#)," WIRES and The Brattle Group, June 2016.
- Newell et al. "[Benefit-Cost Analysis of Proposed New York AC Transmission Upgrades](#)," on behalf of NYISO and DPS Staff, September 15, 2015.
- Pfeifenberger, Chang, and Sheilendranath, "[Toward More Effective Transmission Planning: Addressing the Costs and Risks of an Insufficiently Flexible Electricity Grid](#)," WIRES and The Brattle Group, April 2015.
- Chang, Pfeifenberger, Hagerty, "[The Benefits of Electric Transmission: Identifying and Analyzing the Value of Investments](#)," on behalf of WIRES, July 2013.
- Chang, Pfeifenberger, Newell, Tsuchida, Hagerty, "[Recommendations for Enhancing ERCOT's Long-Term Transmission Planning Process](#)," October 2013.
- Pfeifenberger and Hou, "[Seams Cost Allocation: A Flexible Framework to Support Interregional Transmission Planning](#)," on behalf of SPP, April 2012.
- Pfeifenberger, Hou, "[Employment and Economic Benefits of Transmission Infrastructure Investment in the U.S. and Canada](#)," on behalf of WIRES, May 2011.

# Brattle Group Practices and Industries

## ENERGY & UTILITIES

Competition & Market  
Manipulation  
Distributed Energy  
Resources  
Electric Transmission  
Electricity Market Modeling  
& Resource Planning  
Electrification & Growth  
Opportunities  
Energy Litigation  
Energy Storage  
Environmental Policy, Planning  
and Compliance  
Finance and Ratemaking  
Gas/Electric Coordination  
Market Design  
Natural Gas & Petroleum  
Nuclear  
Renewable & Alternative  
Energy

## LITIGATION

Accounting  
Analysis of Market  
Manipulation  
Antitrust/Competition  
Bankruptcy & Restructuring  
Big Data & Document Analytics  
Commercial Damages  
Environmental Litigation  
& Regulation  
Intellectual Property  
International Arbitration  
International Trade  
Labor & Employment  
Mergers & Acquisitions  
Litigation  
Product Liability  
Securities & Finance  
Tax Controversy  
& Transfer Pricing  
Valuation  
White Collar Investigations  
& Litigation

## INDUSTRIES

Electric Power  
Financial Institutions  
Infrastructure  
Natural Gas & Petroleum  
Pharmaceuticals  
& Medical Devices  
Telecommunications,  
Internet, and Media  
Transportation  
Water

# Our Offices

---

