




Data Viewer, eDataFeed, Member Voting, Account Manager, DR Hub and Power Meter Roadmaps

As of September 18, 2018

Product - Action Required	Deadline	Who May Be Affected
Account Manager - Set-up domain whitelist after release	10/25/2018	Company Account Managers (CAMs)
DR Hub – Review new fields for potential use within Train; Review XSD for changes	9/13/2018	DR Hub Users (CSPs)









2018-2019 Roadmap

Data Viewer, eDataFeed, Account Manager, DR Hub and Power Meter

	2018						2019					
	Jul	Aug	Sept	Oct	Nov	Dec	Jan	Feb	Mar	Apr	May	Jun
Data Viewer		◆ 8/14 Planned Maint			OVEC ◆		●	Quarterly Release ◆			Quarterly Release ◆	
eDataFeed		◆ 8/14 Planned Maint			OVEC ◆			Quarterly Release ◆			Quarterly Release ◆	
Account Manager		◆ 2018Q3 Release - TRN		◆ 2018Q3 Release - PRD				Quarterly Release ◆			Quarterly Release ◆	
DR Hub		● Site Switchover		◆ 2018Q3 Release		◆ Quarterly Release		◆ Quarterly Release			◆ Quarterly Release	
Power Meter								◆ Quarterly Release			◆ Quarterly Release	

Legend

- Start Date
- ◆ End Date



	Jul	Aug	Sept	Oct	Nov	Dec	Jan	Feb	Mar	Apr	May	Jun
Voting	◆ 2018Q2 Release						●	Quarterly Release	◆		Quarterly Release	◆

●

Legend

- Start Date
- ◆ End Date



- No further releases scheduled for 2018Q3
- 2018Q4 – OVEC Go-Live Mid-November for 12/1.

Area	Action Required	Outage
User Interface	None	None

- No further releases scheduled for 2018Q3
- 2018Q4 – OVEC Go-Live Mid-November for 12/1.

Area	Action Required	Outage
Browserless	None	None

- 2018Q3 Release
 - Site Switchover – September 19 at 5:00 P.M.
 - User Interface changes for New User Workflow
 - Domains whitelisted
 - Train – September 20
 - Production – October 25

Impact	Action Required	Outage
User Interface	Set-up domain whitelist after release	20 min
Browserless	None	20 min

- Site Switchover – September 18 at 5:00 P.M.
- 2018 Q3 Enhancements – Train – Sept 13, Production – Oct 16
 - New Location fields for Generators and Batteries
 - Automated Winter Peak Load Calculation
 - New XSD and Web Service Release notes is available on PJM.com

Additional information on new fields available at the Demand Response Subcommittee

Impact	Action Required	Outage
User Interface	None – new fields are optional	20 minutes
Browserless	None – new fields are optional	20 Minutes

- No further releases scheduled for 2018

Impact	Action Required	Outage
User Interface	None	None
Browserless	None	None

- No further releases for 2018

Impact	Action Required	Outage
User Interface	None	None
Browserless	n/a	n/a

Product Details

[Data Viewer](#) allows users to view operational and market data graphically

Key Product Features

- Display real-time LMPs, IT SCED forecasted LMPs, Dispatch Rate, etc.
- Customizable data plots and graphs

[eDataFeed](#) is a web service that allows subscribers to select and “stream” PJM locational marginal price data, as well as some operational data directly into their system. eDataFeed delivers information in a format called Simple Object Access Protocol (SOAP) that enables data capture, analysis and decision support to meet the trading, risk management and business decisions of PJM’s members (customers).

Key Product Features

- Allows for automated data retrieval

[Account Manager](#) is used to create accounts and request and grant access to PJM's tools and website.

Key Product Features

- Grants access to PJM Tools
- Member CAMs can determine and regulate access for their respective companies

[DR Hub](#) allows PJM members to administer the registration, notification, meter data and settlement process for Demand Response resources in the PJM markets.

Key Product Features

- User Interface that allows CSPs, EDCs and LSEs to manage tasks, create/ manage locations, registrations and settlements
- Web Services that allows many of the same UI features and includes a polling mechanism for Events

[Power Meter](#) calculates a market participant's actual interchange energy amounts to be used for real-time energy market settlements. Transmission and generation owners submit hourly tie and generator values to be verified and corrected on a next-hour basis.

Key Product Features

- User Interface that allows users to set up meter accounts and manage data submissions and corrections
- Web Services that allows users to upload meter data

[Voting](#) facilitates voting at the Markets and Reliability Committee and Members Committee meetings.

Key Product Features

- Facilitates voting at the Markets and Reliability Committee and Members Committee meetings
- Vote tallying and reporting, the tool also allows both on-site and remote meeting attendees to cast votes for agenda items presented to the membership for voting