




Data Viewer, eDataFeed, Member Voting, Account Manager, DR Hub and Power Meter Roadmaps

As of November 20, 2018

Product - Action Required	Deadline	Who May Be Affected
Data Viewer/eDataFeed - Awareness of hardware replacement	12/6/2018	Data Viewer/eDataFeed Users
Data Viewer/eDataFeed – OVEC integrations	11/28/2018	Data Viewer/eDataFeed Users
DR HUB 2018Q4 Release	12/20/2018	DR HUB users
Data Viewer UI enhancements	Dec/Jan	Data Viewer UI Users









2018-2019 Roadmap

Data Viewer, eDataFeed, Account Manager, DR Hub and Power Meter

	2018			2019								
	Oct	Nov	Dec	Jan	Feb	Mar	Apr	May	Jun	Jul	Aug	Sep
Data Viewer	Server Replacement	◆	◆	UI enhancements								
		◆ Nov. 28 - OVEC			Quarterly Release	◆	●	Quarterly Release	◆		Quarterly Release	◆
eDataFeed	Server Replacement	◆										
		◆ Nov. 28 - OVEC			Quarterly Release	◆		Quarterly Release	◆		Quarterly Release	◆
Account Manager												
					Quarterly Release	◆		Quarterly Release	◆		Quarterly Release	◆
DR Hub												
			◆ 2018Q4 Release		Quarterly Release	◆		Quarterly Release	◆		Quarterly Release	◆
Power Meter												
					Quarterly Release	◆		Quarterly Release	◆		Quarterly Release	◆

Legend

- Start Date
- ◆ End Date



	2018			2019								
	Oct	Nov	Dec	Jan	Feb	Mar	Apr	May	Jun	Jul	Aug	Sep
Voting					Quarterly Release			Quarterly Release			Quarterly Release	

Legend

- Start Date
- End Date



- Server replacement – December 6 – up to a 2 hour outage
 - Hardware replacement for end of life
- 2018Q4 – OVEC changes will be moved to Production by November 30, 2018.
 - No changes to the application
- UI Enhancements – end of December/early January
 - Member Survey Items
 - Cycle tabs message for valid values
 - Timestamp on Operational Reserves pages
 - Make distinction between Guest view and user view

Area	Action Required	Outage
User Interface	None	None

- Server replacement – Mid November – up to a 2 hour outage
 - Hardware replacement for end of life
- 2018Q4 – OVEC changes will be moved to Production by November 30, 2018.
 - No changes to the application

Area	Action Required	Outage
Browserless	None	None

- **December 2018**
 - **Seasonal Aggregation**
 - Capacity Performance registrations only
 - Remove Annual ICAP on registrations
 - Reports:
 - Resources Linked to Registrations: Add up all Summer and Winter ICAPs separately per Auction Resource and compare lesser ICAP to cleared MW from eRPM (Capacity Exchange)
 - DR Registration Orphan Report: Show Summer and Winter ICAPs for unlinked registrations

Additional information on new changes available at the Demand Response Subcommittee

Impact	Action Required	Outage
User Interface	None	20 minutes
Browserless	None	20 Minutes

- No further releases for 2018

Impact	Action Required	Outage
User Interface	None	None
Browserless	None	None

- No further releases scheduled for 2018

Impact	Action Required	Outage
User Interface	None	None
Browserless	None	None

- No further releases for 2018

Impact	Action Required	Outage
User Interface	None	None
Browserless	n/a	n/a

Product Details

[Data Viewer](#) allows users to view operational and market data graphically

Key Product Features

- Display real-time LMPs, IT SCED forecasted LMPs, Dispatch Rate, etc.
- Customizable data plots and graphs

[eDataFeed](#) is a web service that allows subscribers to select and “stream” PJM locational marginal price data, as well as some operational data directly into their system. eDataFeed delivers information in a format called Simple Object Access Protocol (SOAP) that enables data capture, analysis and decision support to meet the trading, risk management and business decisions of PJM’s members (customers).

Key Product Features

- Allows for automated data retrieval

[Account Manager](#) is used to create accounts and request and grant access to PJM's tools and website.

Key Product Features

- Grants access to PJM Tools
- Member CAMs can determine and regulate access for their respective companies

[DR Hub](#) allows PJM members to administer the registration, notification, meter data and settlement process for Demand Response resources in the PJM markets.

Key Product Features

- User Interface that allows CSPs, EDCs and LSEs to manage tasks, create/ manage locations, registrations and settlements
- Web Services that allows many of the same UI features and includes a polling mechanism for Events

[Power Meter](#) calculates a market participant's actual interchange energy amounts to be used for real-time energy market settlements. Transmission and generation owners submit hourly tie and generator values to be verified and corrected on a next-hour basis.

Key Product Features

- User Interface that allows users to set up meter accounts and manage data submissions and corrections
- Web Services that allows users to upload meter data

[Voting](#) facilitates voting at the Markets and Reliability Committee and Members Committee meetings.

Key Product Features

- Facilitates voting at the Markets and Reliability Committee and Members Committee meetings
- Vote tallying and reporting, the tool also allows both on-site and remote meeting attendees to cast votes for agenda items presented to the membership for voting