

Phase 1 and Phase 2 Poll Results

Energy Market Uplift Sr. Task Force

- Opened on Monday, November 7
- Closed on Friday, November 11 at 5pm
- 55 total unique responders
- 207 total companies represented
 - Electric Distributor: 18
 - End User Customer: 10
 - Generation Owner: 36
 - Transmission Owner: 37
 - Other Supplier: 106



Phase 1 – Count of Votes

	Package A	Package E	Package G	Package H
Rating	PJM	IMM	PSEG	Dominion
0	17	119	59	65
1	8	0	2	7
2	22	9	3	21
3	66	40	62	55
4	42	39	19	38
5	52	0	62	21
Sum	207	207	207	207

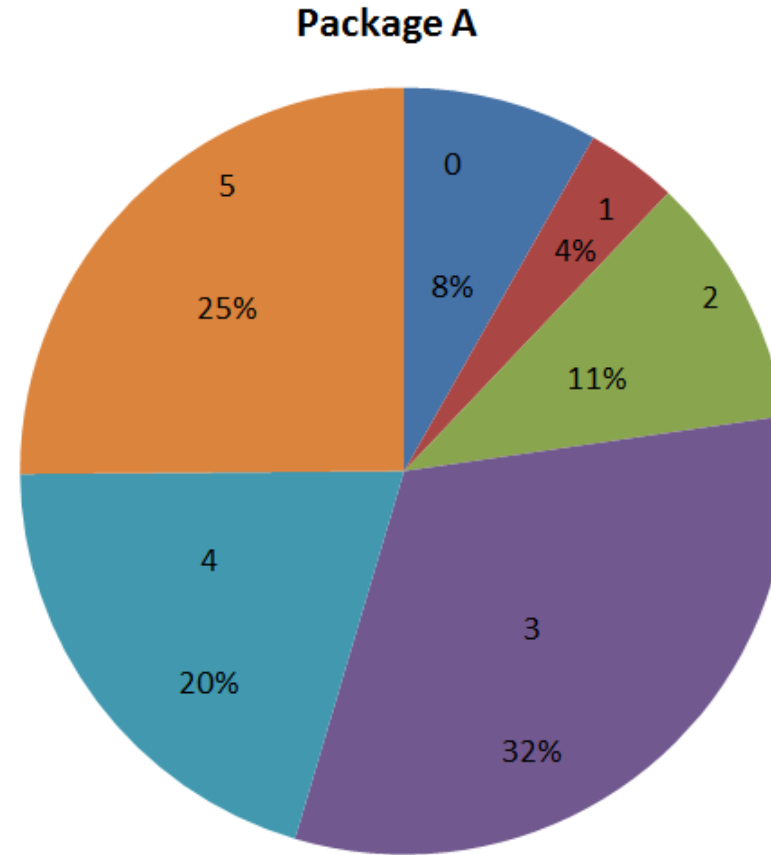


Phase 1 – Weighted Total Scores

	Package A	Package E	Package G	Package H
Rating	PJM	IMM	PSEG	Dominion
0	0	0	0	0
1	8	0	2	7
2	44	18	6	42
3	198	120	186	165
4	168	156	76	152
5	260	0	310	105
Sum	678	294	580	471

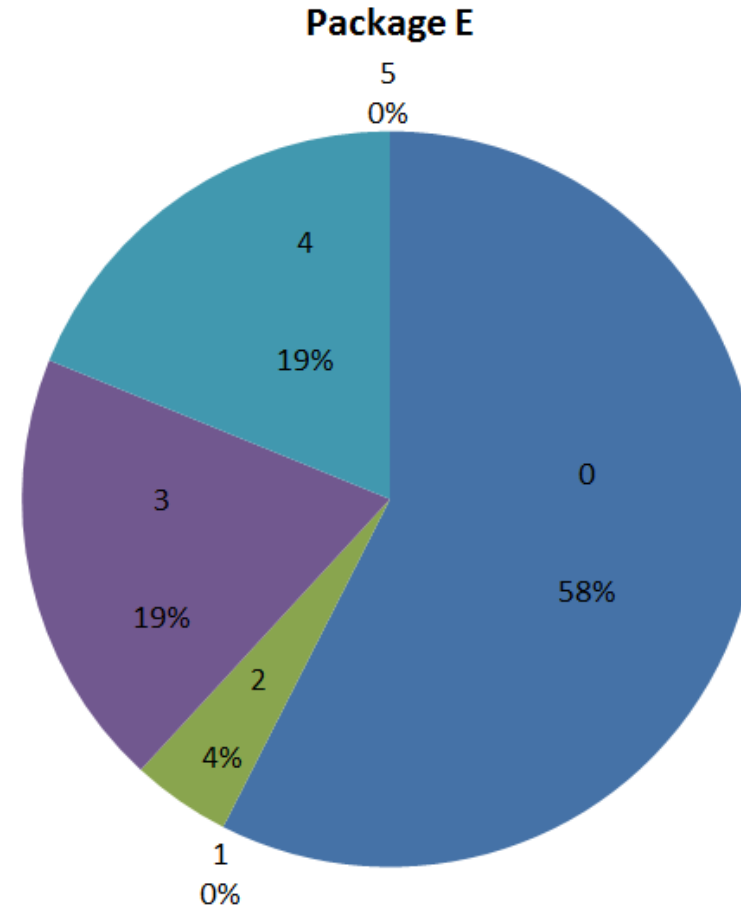
Phase 1 Results – Package A (PJM)

Rating	Percentage
0	8%
1	4%
2	11%
3	32%
4	20%
5	25%



Phase 1 Results – Package E (IMM)

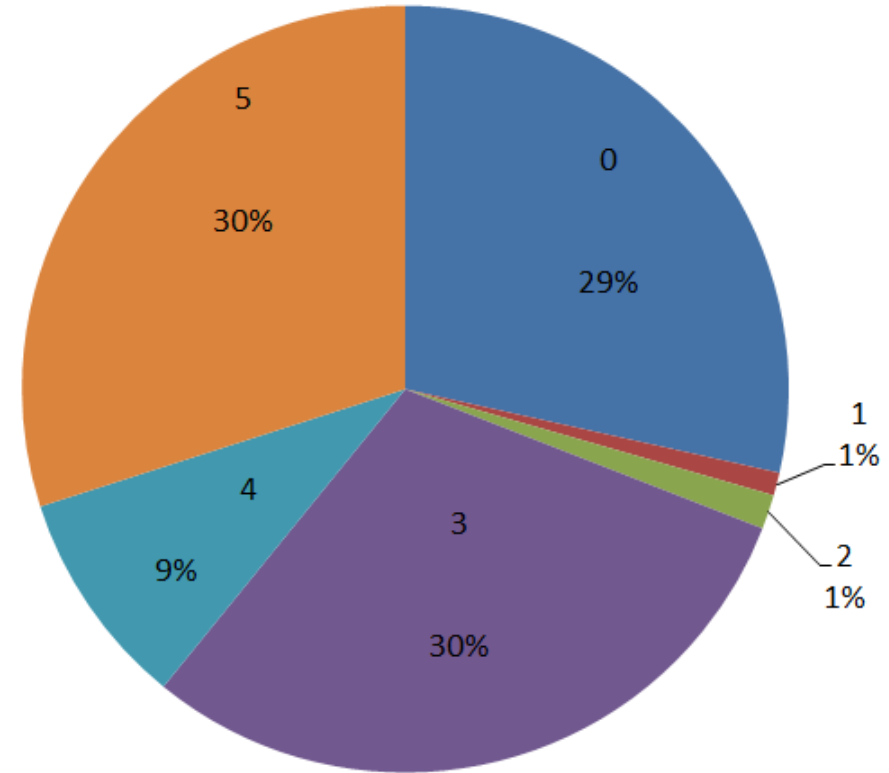
Rating	Percentage
0	58%
1	0%
2	4%
3	19%
4	19%
5	0%



Phase 1 Results – Package G (PSEG)

Rating	Percentage
0	29%
1	1%
2	1%
3	30%
4	9%
5	30%

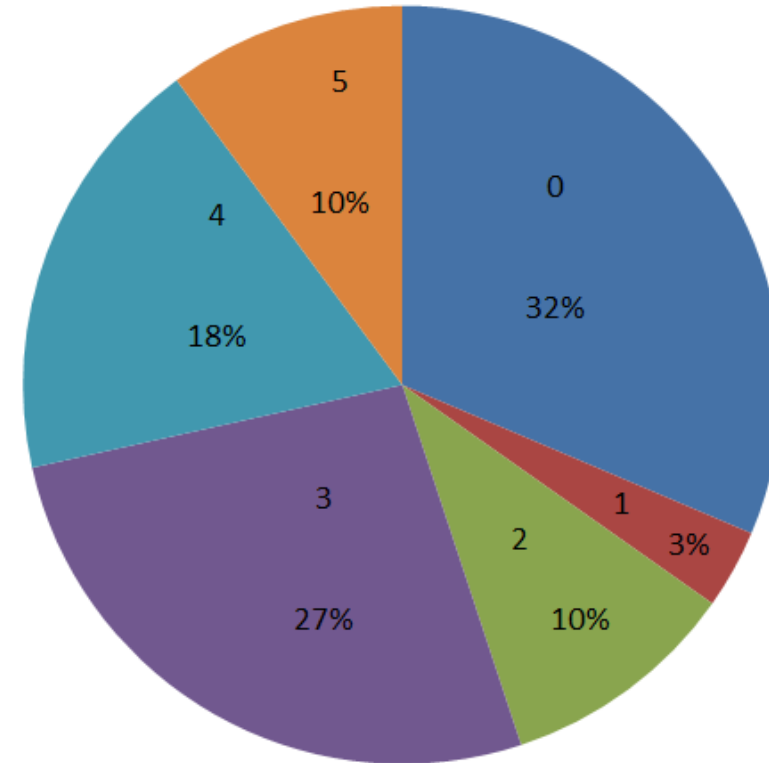
Package G



Phase 1 Results – Package H (Dominion)

Rating	Percentage
0	31%
1	3%
2	10%
3	27%
4	18%
5	10%

Package H



	Package C	Package D	Package I	Package J	Package K	Package L	Package M	Package P	Package Q	Package R	Package S
Rating	IMM	Apollo	Red Wolf/XO	Fin. Mktrs	Dom	AEP	Red Wolf/XO	Red Wolf	PJM/IMM	Citigroup	PJM/IMM
0	127	122	125	132	136	140	131	125	101	107	81
1	7	15	7	0	26	19	9	8	8	1	14
2	1	0	0	10	18	7	7	4	0	7	0
3	34	5	2	13	6	24	4	0	12	15	16
4	38	0	1	0	0	0	3	1	28	30	46
5	0	65	72	52	21	17	53	69	58	47	50
Sum	207	207	207	207	207	207	207	207	207	207	207

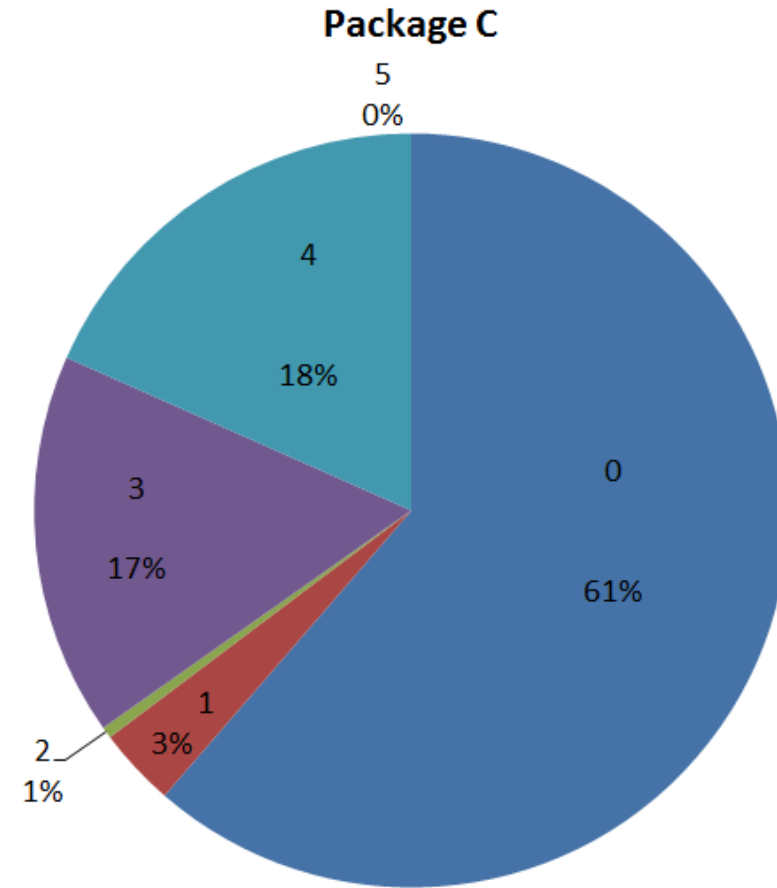


Phase 2 - Weighted Total Scores

	Package C	Package D	Package I	Package J	Package K	Package L	Package M	Package P	Package Q	Package R	Package S
Rating	IMM	Apollo	Red Wolf/XO	Fin. Mktrs	Dom	AEP	Red Wolf/XO	Red Wolf	PJM/IMM	Citigroup	PJM/IMM
0	0	0	0	0	0	0	0	0	0	0	0
1	7	15	7	0	26	19	9	8	8	1	14
2	2	0	0	20	36	14	14	8	0	14	0
3	102	15	6	39	18	72	12	0	36	45	48
4	152	0	4	0	0	0	12	4	112	120	184
5	0	325	360	260	105	85	265	345	290	235	250
Sum	263	355	377	319	185	190	312	365	446	415	496

Phase 2 Results – Package C (IMM)

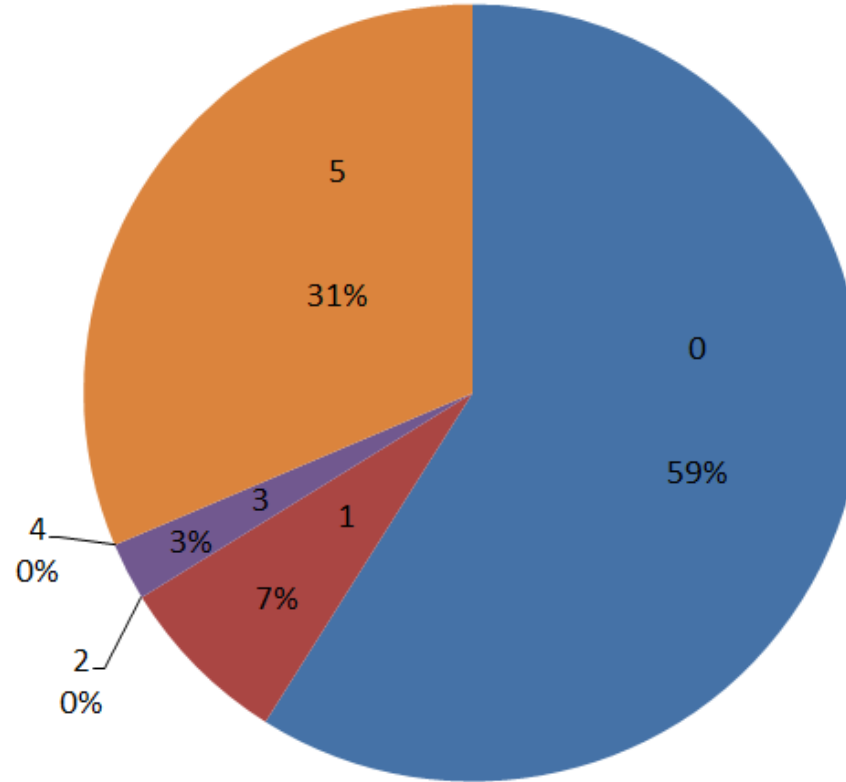
Rating	Percentage
0	61%
1	3%
2	1%
3	17%
4	18%
5	0%



Phase 2 Results – Package D (Apollo Energy Services)

Package D

Rating	Percentage
0	59%
1	7%
2	0%
3	3%
4	0%
5	31%



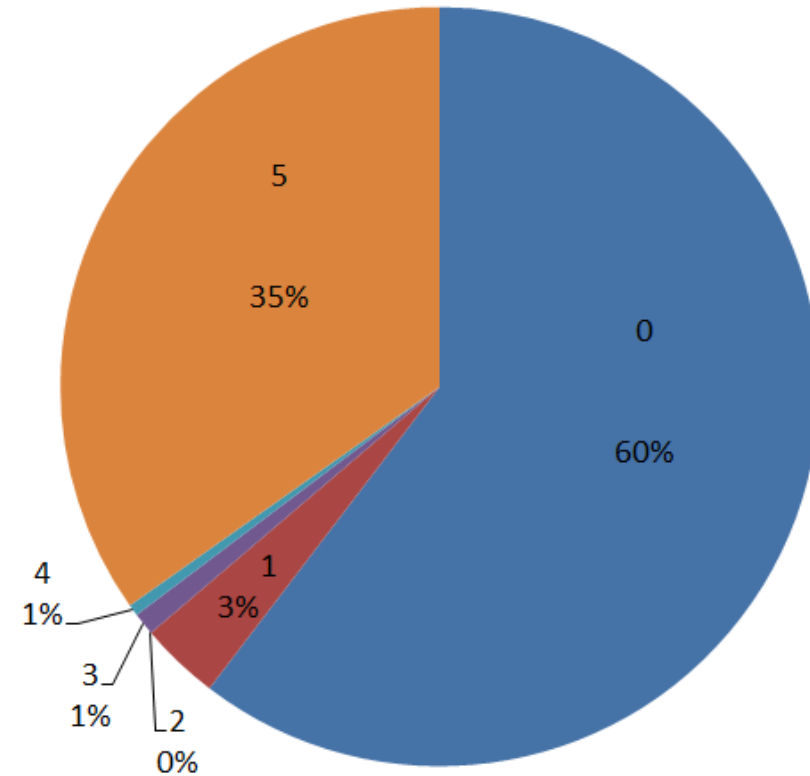
If no other packages pass, do you support adding this proposal to the status quo as a stand-alone package?

Yes	97
No	109
Abstain	1

Phase 2 Results – Package I (Red Wolf/XO)

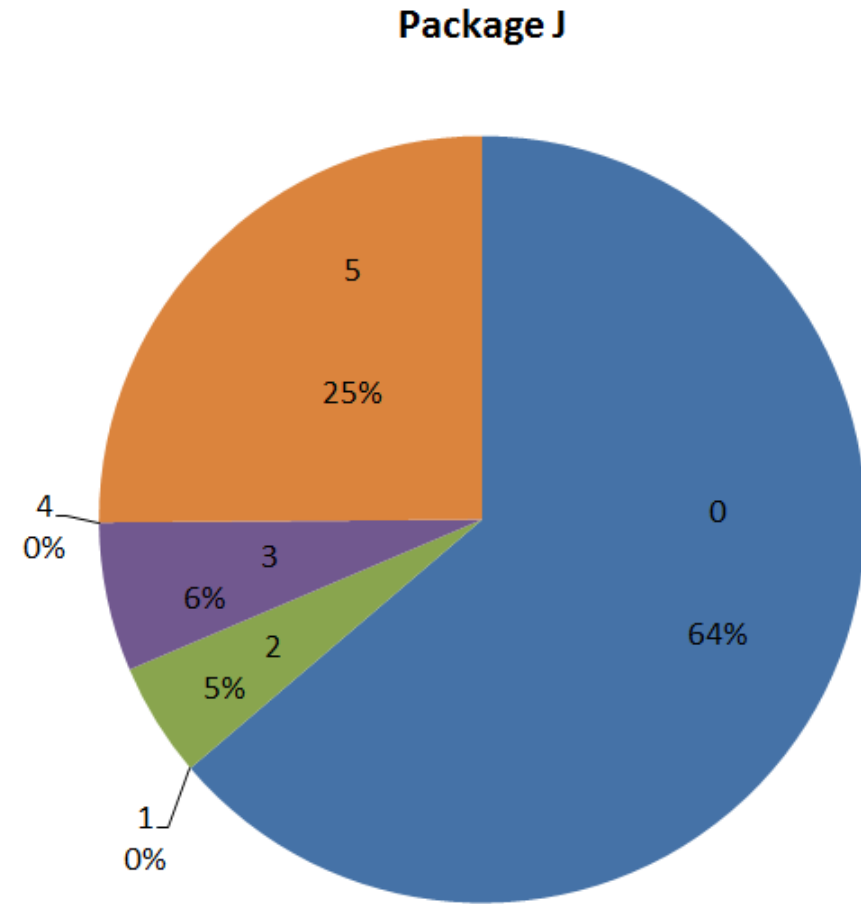
Rating	Percentage
0	60%
1	3%
2	0%
3	1%
4	1%
5	35%

Package I



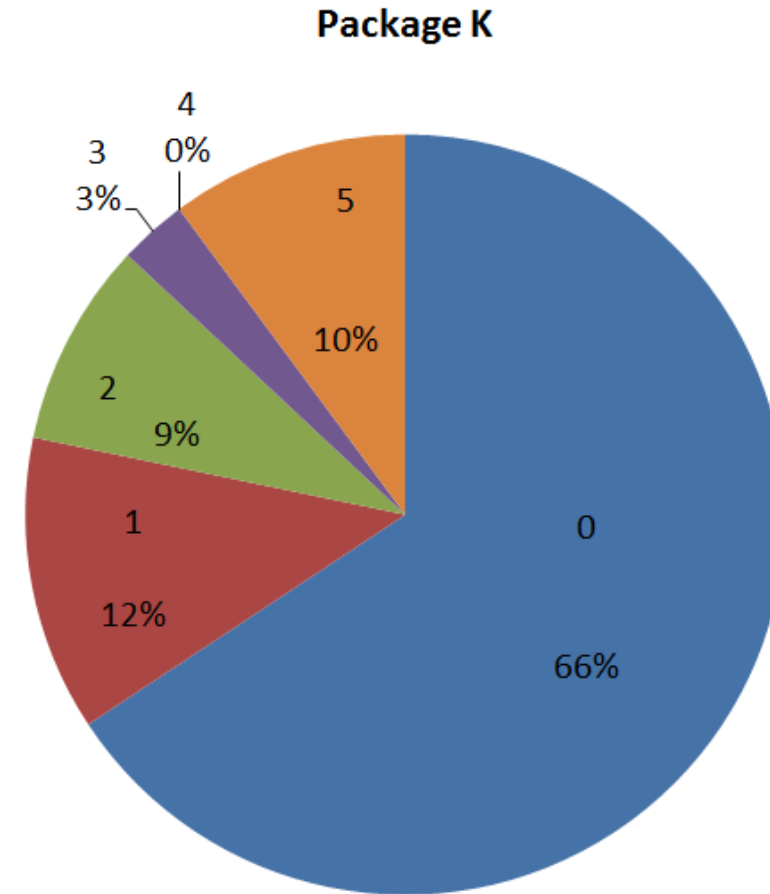
Phase 2 Results – Package J (Financial Marketers)

Rating	Percentage
0	64%
1	0%
2	5%
3	6%
4	0%
5	25%



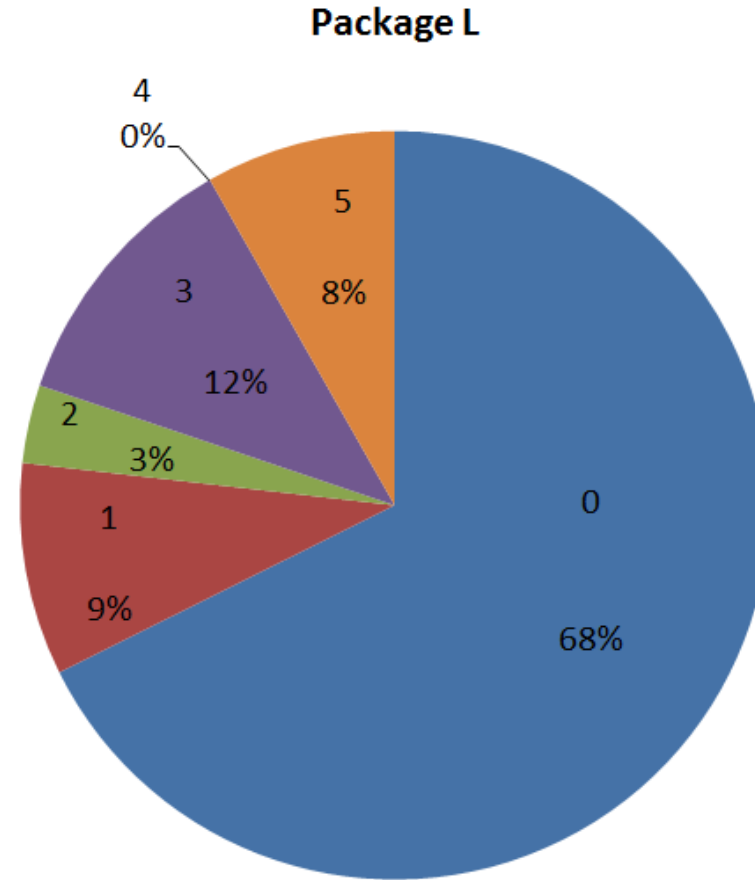
Phase 2 Results – Package K (Dominion)

Rating	Percentage
0	66%
1	12%
2	9%
3	3%
4	0%
5	10%



Phase 2 Results – Package L (AEP)

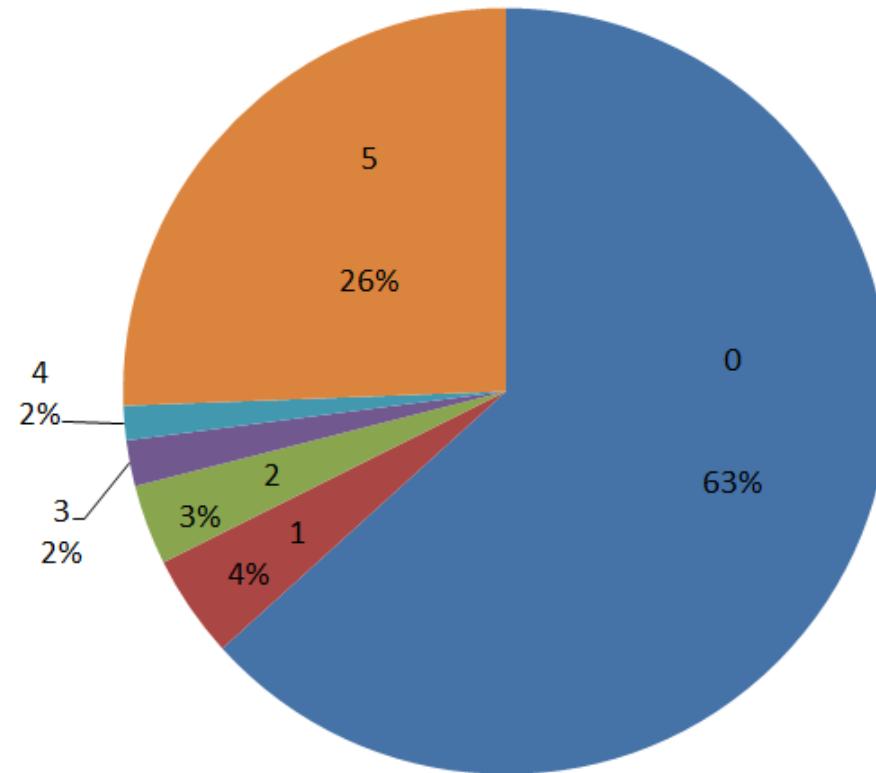
Rating	Percentage
0	68%
1	9%
2	3%
3	12%
4	0%
5	8%



Phase 2 Results – Package M (Red Wolf/XO)

Rating	Percentage
0	63%
1	4%
2	3%
3	2%
4	2%
5	26%

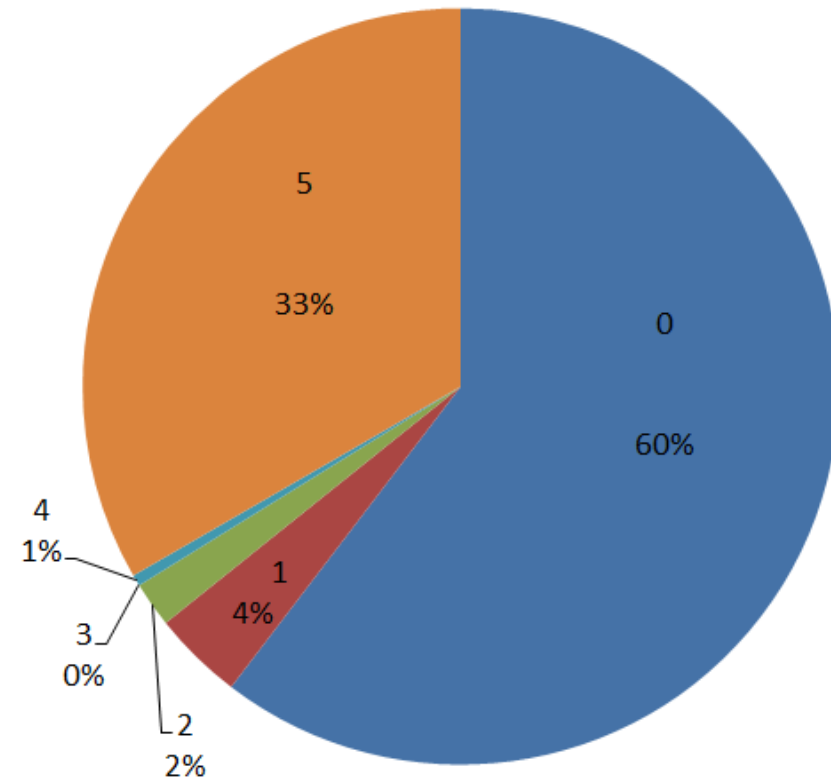
Package M



Phase 2 Results – Package P (Red Wolf)

Rating	Percentage
0	60%
1	4%
2	2%
3	0%
4	1%
5	33%

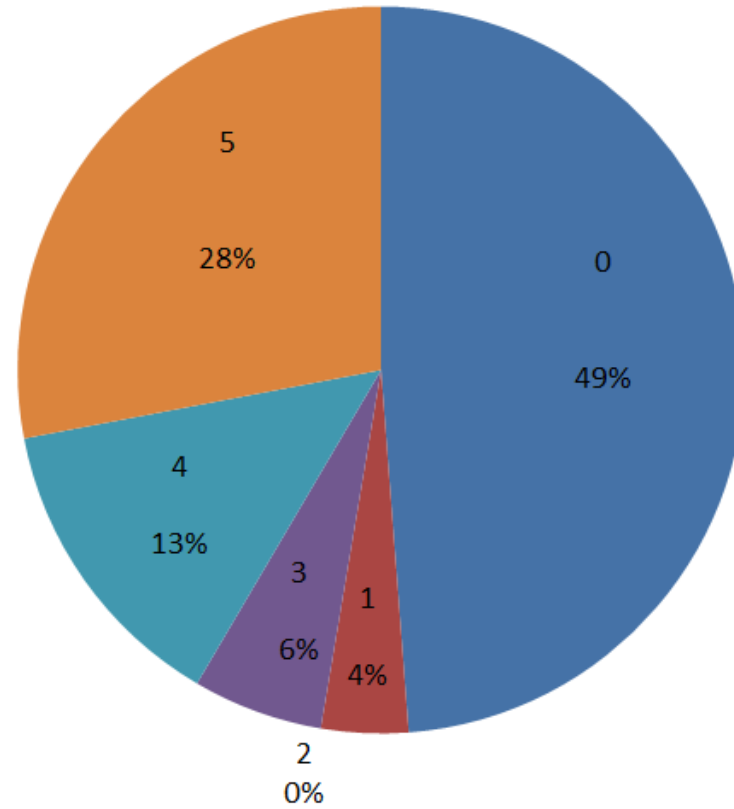
Package P



Phase 2 Results – Package Q (PJM/IMM)

Rating	Percentage
0	49%
1	4%
2	0%
3	6%
4	13%
5	28%

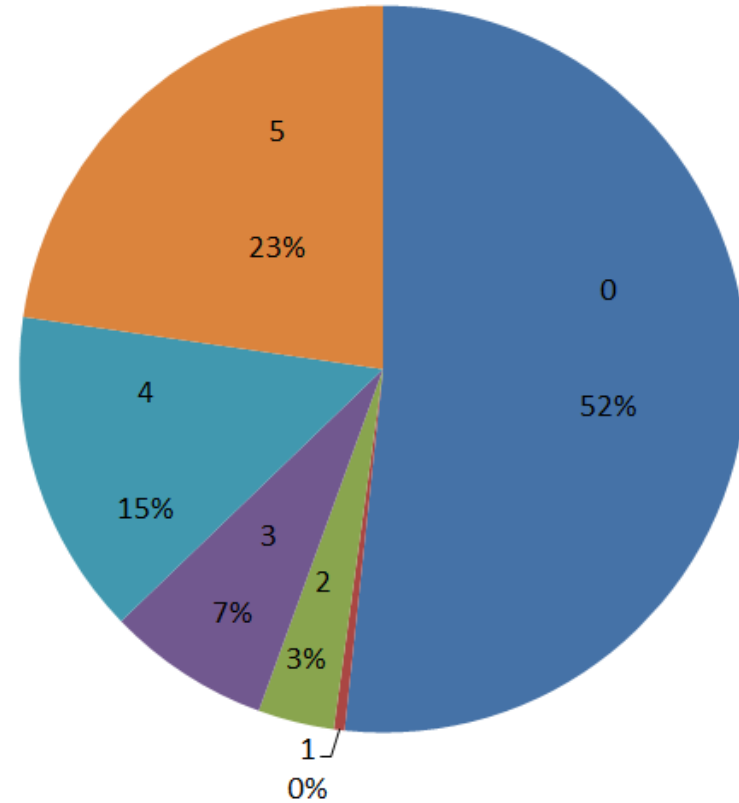
Package Q



Phase 2 Results – Package R (Citigroup)

Rating	Percentage
0	52%
1	0%
2	3%
3	7%
4	15%
5	23%

Package R



Phase 2 Results – Package S (PJM/IMM)

Rating	Percentage
0	39%
1	7%
2	0%
3	8%
4	22%
5	24%

Package S

