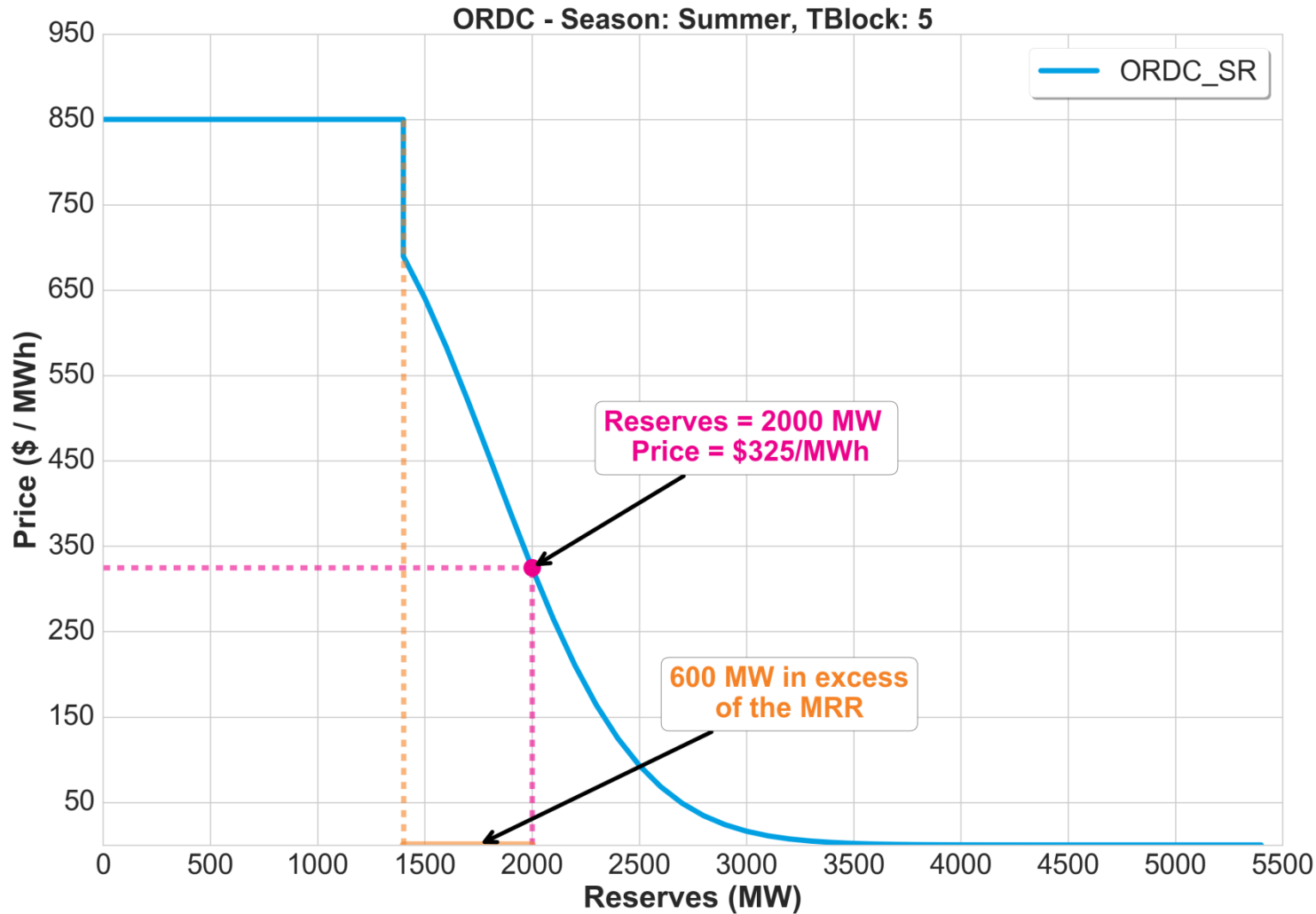


Example: Procuring Reserves above the MRR

Patricio Rocha-Garrido
EPFSTF
August 22, 2018



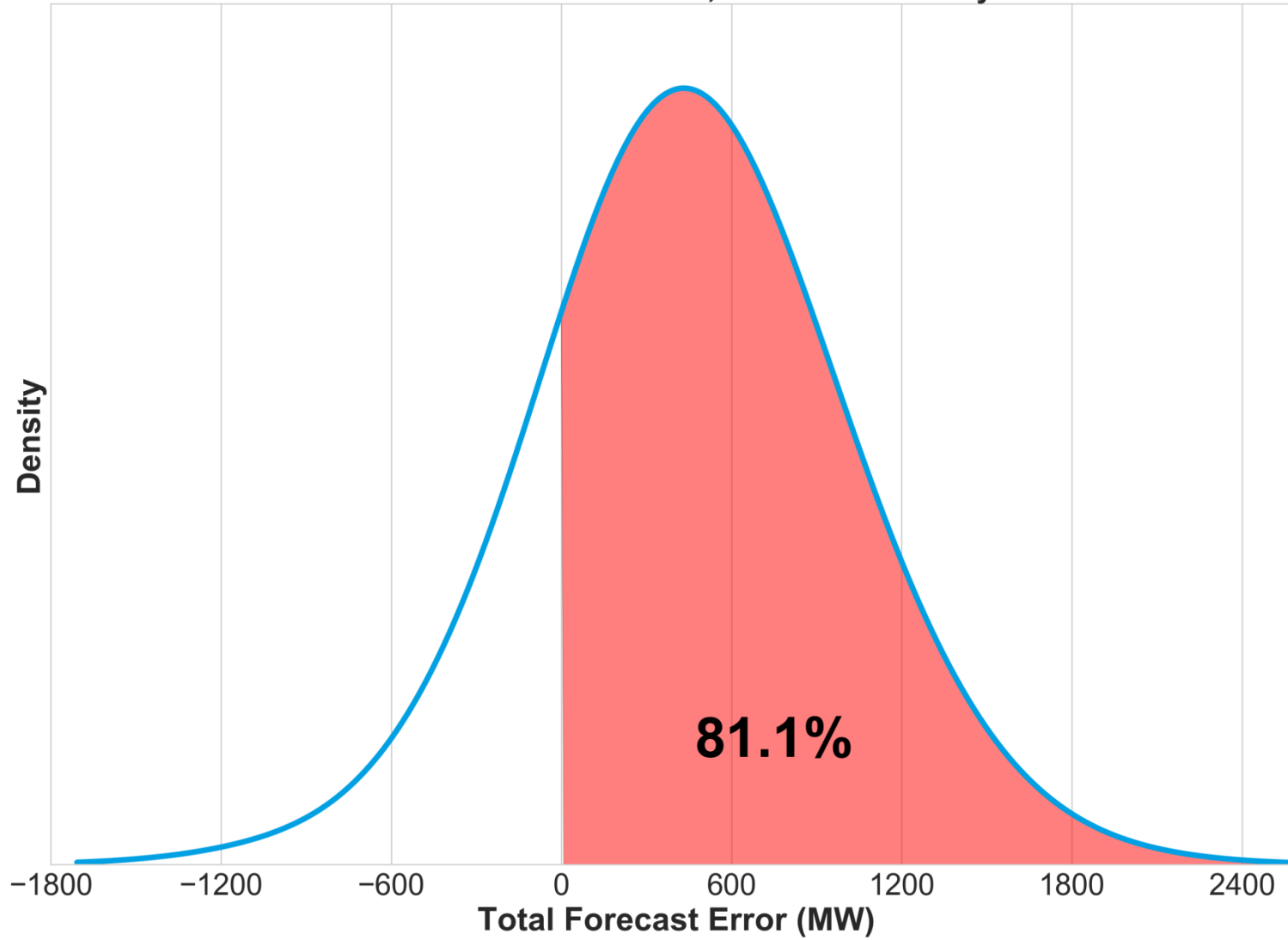
Let's assume there are 2,000 MW of SR in the system at very low offer prices.

Therefore, we clear 2,000 MW of SR at \$325/MWh

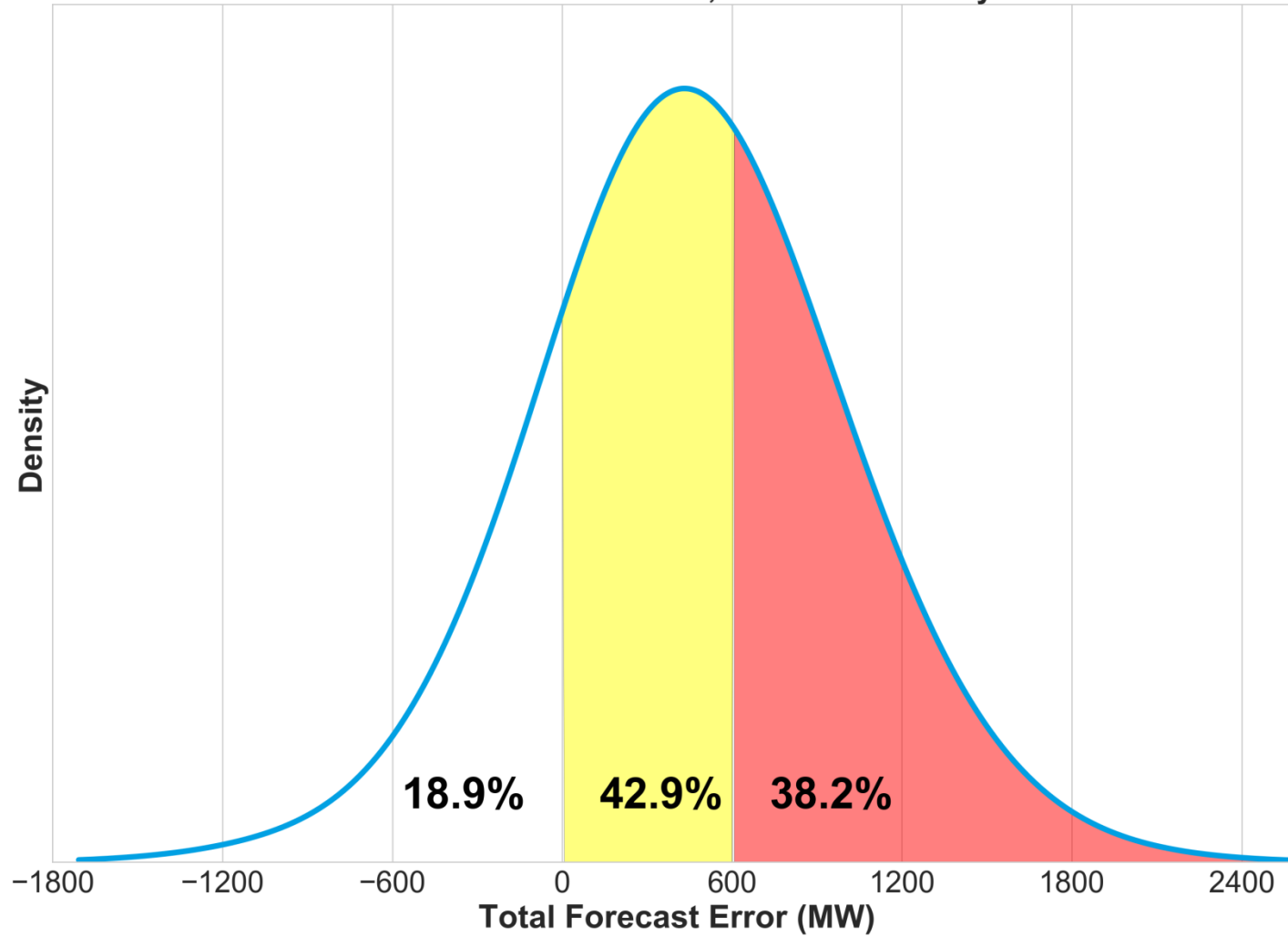
Why procuring reserves above the MRR?

- The MRR is 1,400 MW but PJM would procure 2,000 MW, 600 MW above the MRR. Why does this make sense?
- It makes sense because, during Summer TBlock 5 (1500 – 1800), the total forecast error is expected to be greater than 0 MW 81.1% of the time.

Total Forecast Error Summer, TBlock: 5 - Density Plot



Total Forecast Error Summer, TBlock: 5 - Density Plot



- If we procure 2,000 MW of SR, there are three types of scenarios that can be identified once we know the actual Total Forecast Error
 - Scenario Type A: If the actual Total Forecast Error is less than or equal to 0 MW (say, -100 MW), then the system is well above the SR MRR: $2,000 \text{ MW} - (-100 \text{ MW}) = 2,100 \text{ MW}$. Occurs 18.9% of the time.
 - Scenario Type B: If the actual Total Forecast Error is greater than 0 but less than or equal to 600 MW (say, 400 MW), then the system still has SR above the SR MRR: $2,000 \text{ MW} - 400 \text{ MW} = 1,600 \text{ MW}$. Occurs 42.9% of the time.
 - Scenario Type C: If the actual Total Forecast Error is greater than 600 MW (say, 800 MW), then the SR MRR is not met: $2,000 \text{ MW} - 800 \text{ MW} = 1,200 \text{ MW}$. Occurs 38.2% of the time.

- The benefits of procuring reserves above the MRR are mostly concentrated on Scenarios Type B, which occur 42.9% of the time.
- By procuring reserves above the MRR, we prevent Scenarios Type B from becoming Scenarios Type C.
 - Because in Scenarios Type B the Total Forecast Error is greater than 0

Why is the price for 2000 MW of SR \$325/MWh?

- We know that the penalty factor (\$850/MWh) is triggered if the MRR (1,400 MW) is not met.
- If we consider the scenarios described in the previous slides, their frequency of occurrence, and the fact that they do or do not result in meeting the MRR.

$$\begin{aligned}\text{Expected Penalty Factor} &= 18.9\% \times \$0/\text{MWh} + 42.9\% \times \$0/\text{MWh} + 38.2\% \times \$850/\text{MWh} \\ &= \$325/\text{MWh}\end{aligned}$$

The price that the downward-sloping ORDC assigns to 2,000 MW of SR is the expected penalty factor given the distribution of the Total Forecast Error.